

Our Ref: SMPC/MM/2025-093

17th October 2025

To:

Director General
Department of Environmental Conservation
Ministry of Natural Resources and Environmental Conservation
Office Building No. (53)
Naypyitaw

SUBJECT: MYINGYAN IPP – Submission of Environmental Management Plan and Greenhouse Gas Report for (April 2025 – September 2025)

Dear Sir,

1. On 23 April 2015, Sembcorp Utilities Pte. Ltd. ("**Sembcorp**"), a wholly owned subsidiary of Sembcorp Industries Limited, a company listed on the main board of the Singapore Exchange, was awarded a Notice of Award by the Myanmar Electric Power Enterprise ("**MEPE**"), a division under the Ministry of Electricity and Energy ("**MOEE**") (formerly known as Ministry of Electric Power) to develop and operate a 225-megawatt gas-fired power plant in central Myanmar under a 22-year power purchase agreement ("**Project**").
2. A Power Purchase Agreement (the "**PPA**") was signed on 29 March 2016 between the then MEPE and Sembcorp Myingyan Power Company Limited (the "**Company**"); the Company notes that Electric Power Generation Enterprise ("**EPGE**") has assumed all rights and contractual obligations of the then MEPE, including the PPA.
3. The Project is funded by multilateral development banks such as International Finance Corporation ("**IFC**") and Asian Development Bank ("**ADB**"), as well as several international commercial lenders and as such, an **Environmental and Social Impact Assessment ("ESIA")** was submitted in order to achieve **Environmental Compliance Certificate (ECC)**.
4. In accordance with Clause 4 of the Approval Letter on ESIA released from Ministry of Natural Resources and Environmental Conservation (MONREC) dated 17th March 2017, we are pleased to submit our Air Quality Monitoring Report and Environmental Quality Monitoring Report. In accordance with the Clause 108 of Environmental Impact Assessment Procedure issued by MONREC, this data is taken on 6 months, and the attached report contains data for the period of April 2025 to September 2025.

Sembcorp Myingyan Power Company Limited

Registration No. 103598974

Myanmar Centre Tower 1, 20th Floor, Unit 01/03

192 Kaba Aye Pagoda Road,

Bahan Township, Yangon, Myanmar

Tel: (95) 1-9345233 Fax: (95) 1-9345229

www.sembcorp.com

5. Additionally, in accordance with Clause 109 of the Environmental Impact Assessment Procedure issued by (MONREC), the Company is pleased to submit its Environmental and Social Monitoring Plan (ESMP) checklists.
6. Should you have any queries, please do not hesitate to contact Mr. Zaw Moe Aung at zaw.moeaung@sembcorp.com or Mr. Aung Lwin Oo at aung.lwinoo@sembcorp.com. If you require any assistance from us, please do let us know. Thank you for your continued support on this matter.

Yours sincerely,



Yazar Myo Thein
Managing Director

Enclosures:

1. Air Quality Monitoring Report
2. Water Quality Monitoring Report
3. Soil Quality Monitoring Report
4. ESMP - Air Quality Management Checklist
5. ESMP - Emergency Preparedness & Response Management Monitoring Checklist
6. ESMP - Noise & Vibration Monitoring Checklist
7. ESMP - Occupational Health and Safety Control Measure Implementation & Monitoring Checklist
8. ESMP - Surface Water Management Monitoring Checklist
9. ESMP - Waste Management Monitoring Checklist



Sembcorp Myingyan Power Co., Ltd.

Environmental Monitoring Report (Air Quality Monitoring)



Prepared

Ref: 02.06.2025 to 04.06.2025 (Air Quality Report)



01 July 2025

E Guard Environmental Services

Report Review Form

Report Title: Environmental Quality Monitoring Report in June 2024

For Sembcorp Myingyan Power Plant

Report Version:

Proponent:

Sembcorp Myingyan Power Plant

Prepared by;

E Guard Environmental Services Co., Ltd.

No. (145- A2- 3), Thiri Mingalar Street,



Ward No. (4), 8th Mile, Mayangone

Township, Yangon 11062, Myanmar.

Tel: 01 667953, Fax: 01 6667953,

info@eguardservices.com

Mobile +959 797005199

Prepared by: U Aung Moe Oo	Position: Assistant Consultant
Submitted Date: 01/07/2025	Signature: 
Checked by: U Aung Myint Myat	Position: Consultant
Checked Date: 01/07/2025	Signature: 

Approved by:



Table of Contents

List of Figures	ii
List of Tables	iii
1. INTRODUCTION	1
2. METHODOLOGY	1
2.1 Ambient Air Quality.....	1
2.2 Ambient Noise.....	1
3. MONITORING LOCATIONS.....	3
4. ENVIRONMENTAL QUALITY MONITORING RESULTS.....	4
4.1 Ambient Air Quality Monitoring Results.....	4
4.2 Wind Speed and Direction	13
4.3 Ambient Noise.....	17
APPENDIX A.....	21
APPENDIX B	30

List of Figures

Figure 3. 1 Location of Monitoring Points	3
Figure 4. 1 PM Monitoring Results at Sa Ka Village	4
Figure 4. 2 PM Monitoring Results at Hnan Village	5
Figure 4. 3 PM Monitoring Results at Gyoke Pin Village.....	5
Figure 4. 4 PM Monitoring Results at Nyaung Kan Village	6
Figure 4. 5 Fluctuation of Air Pollutants during dial cycle (Sa Ka Village)	6
Figure 4. 6 Fluctuation of Air Pollutants during dial cycle (Hnan Village)	7
Figure 4. 7 Fluctuation of Air Pollutants during dial cycle (Gyoke Pin Village).....	7
Figure 4. 8 Fluctuation of Air Pollutants during dial cycle (Nyaung Kan Village)	8
Figure 4. 9 Wind Speed and Wind Direction (Blowing From) at Sa Ka Village (ASR4).....	13
Figure 4. 10 Wind Class Frequency Distribution at Sa Ka Village (ASR4).....	13
Figure 4. 11 Wind Speed and Wind Direction (Blowing From) at Hnan Village (ASR3).....	14
Figure 4. 12 Wind Class Frequency Distribution at Hnan Village (ASR3).....	14
Figure 4. 13 Wind Speed and Wind Direction (Blowing From) at Gyoke Pin Village (ASR5)	15
Figure 4. 14 Wind Class Frequency Distribution at Gyoke Pin Village (ASR5)	15
Figure 4. 15 Wind Speed and Wind Direction (Blowing From) at Nyaung Kan Village (ASR14).....	16
Figure 4. 16 Wind Class Frequency Distribution at Nyaung Kan Village (ASR14).....	16
Figure 4. 17 Noise Level at near Sembcorp Myingyan Power Plant.....	18
Figure 4. 18 Noise Level at Sa Ka Village	19

List of Tables

Table 2. 1 Ambient Air Quality Parameters	1
Table 2. 2 Air Quality Guideline Values	1
Table 2. 3 Noise level monitoring.....	2
Table 2. 4 Equipment used to measure ambient air and noise measurement	2
Table 3. 1 Location of Monitoring Points.....	3
Table 4. 1 Observed Ambient Air Quality Results from Selected Points.....	4
Table 4. 2 Air Monitoring Results (Sa Ka Village)	9
Table 4. 3 Air Monitoring Results (Hnan Village)	10
Table 4. 4 Air Monitoring Results (Gyoke Pin Village).....	11
Table 4. 5 Air Monitoring Results (Nyaung Kan Village)	12
Table 4. 6 Observed Values of Noise Level Measurement at near Sembcorp Myingyan Power Plant	17
Table 4. 7 Observed Values of Noise Level Measurement at Sa Ka Village	18
Table 4. 8 Observed Ambient Noise level Results from Myingyan Power Plant.....	19
Table 4. 9 Observed Ambient Noise level Results from Sa Ka Village	19
Table 4. 10 National Environmental Quality (Emission) Guidelines Values for Noise Level	20

1. INTRODUCTION

This report is environmental monitoring (only air and noise quality monitoring) for Sembcorp Myingyan Power Plant which is located beside of Myingyan – Nyaung-Oo Road, near the Sa Ka village in Mandalay Region.

2. METHODOLOGY

Baseline environmental parameters and sampling locations were defined according to the objectives for environmental monitoring purposes. Locations for sampling and analysis of ambient air quality of the project site were identified by Sembcorp Myingyan Power Co., Ltd.

2.1 Ambient Air Quality

The emissions of dust particles and gases were measured for 24hrs continuously at the selected sites by using the Environmental Perimeter Air Station (EPAS), and EPAS provides direct readings in real time with data-logging capabilities. The monitoring results were compared with National Environmental Quality (Emission) Guideline (NEQG), World Health Organization (WHO) and American Conference of Governmental Industrial Hygienists (ACGIH) guidelines.

Table 2. 1 Ambient Air Quality Parameters

Ambient Air Quality (4 locations)	
Gas Emission	CO, CO ₂ , SO ₂ , NO ₂
Dust Emission	PM ₁₀ , PM _{2.5}

Table 2. 2 Air Quality Guideline Values

Parameters	Guidelines Value	Unit	Organization	Averaging Period
PM ₁₀	50	µg/m ³	NEQ	24hrs
PM _{2.5}	25	µg/m ³	NEQ	24hrs
CO	9	ppm	NAAQS	8hrs
CO ₂	5000	ppm	ACGIH	8hrs
SO ₂	20	µg/m ³	NEQ	24hrs
NO ₂	200	µg/m ³	NEQ	24hrs

Source: Myanmar National Environmental Quality (Emission) Guidelines, December 2015 & Air quality guidelines global update. 2005. World Health Organization.

2.2 Ambient Noise

Noise level LAeq (dBA) will be measured at the selected locations that can reflect the exposure of the nearest local community and sensitive locations. Duration and frequency were measured for 24hrs continuously at the selected site using the Noise Meter.

The monitoring procedures, data analysis and interpretation were carried out in accordance with the instrument's manufacture and National Environmental Quality (Emission) Guidelines, World Health Organization (WHO) and International Finance Corporation (IFC guidelines in order to be in line with Environmental Conservation Department, Ministry of Natural Resources and Environment Conservation (MONREC). "National Environmental Quality

(Emission) Guidelines" for Myanmar was also presented the value of noise level as LAeq (dBA).

Table 2. 3 Noise level monitoring

Noise monitoring (2 locations)	
Noise Emission	LAeq (dBA) (1hrs, 24 hrs.)

Equipment used to measure ambient air and noise measurement are shown below (Table 2. 4).

Table 2. 4 Equipment used to measure ambient air and noise measurement

<p>Davis Vantage Pro2 Wireless Weather Station</p> <p>Provides detailed current weather conditions and expanded forecasts - all at a glance!</p> <p>The Vantage Pro2 uses a frequency-hopping spread spectrum radio from 902 MHz to 928 MHz to transmit and receive data up to 1,000' (300m) line of sight. In addition, the weather station features a bubble level, improved anemometer base, redesigned wind cups, and factory-calibrated wind direction. The integrated sensor suite combines temperature and humidity sensors, rain collector with an aluminum-plated tipping bucket, and anemometer into one package for easy setup. Measure inside and outside temperature and humidity, heat index, barometric pressure, dew point, rainfall, wind direction and speed, and wind chill.</p>	
<p>Haz-Scanner EPAS</p> <p>PM₁₀, PM_{2.5}, NO₂, SO₂, CO, CO₂, Temperature, and Relative Humidity</p>	
<p>Digital Sound Level Meter</p> <p>Noise and Vibration</p>	

3. MONITORING LOCATIONS

Locations of sampling sites were identified by Sembcorp Myingyan Power Co,ltd. Air quality was monitored at the four selected locations that are Sa Ka Village (ASR4), Hnan Village (ASR3), Gyoke Pin Village (ASR 5) and Nyaung Kan Village (ASR 14).

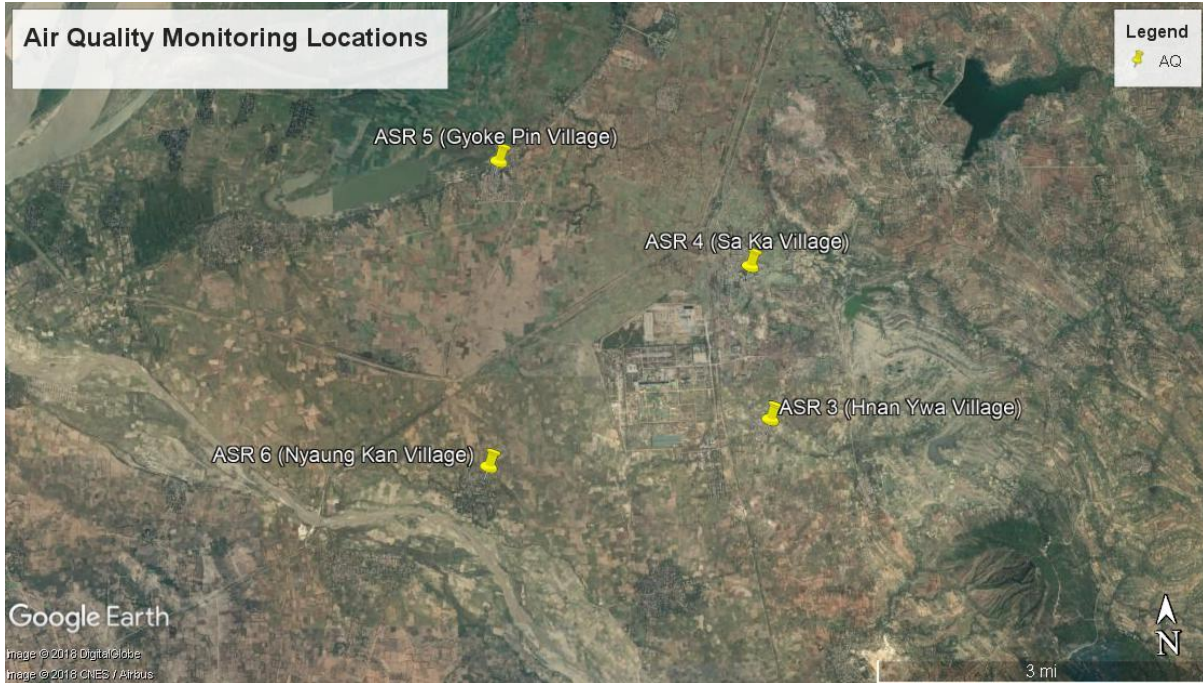


Figure 3. 1 Location of Monitoring Points

Table 3. 1 Location of Monitoring Points

Locations No.	Points	Coordinate	Locations
Ambient Air Quality and Noise Monitoring Locations			
1	ASR4	Lat- 21°23'48.591", Long- 95°23'0.849"	Sa Ka Village
2	ASR3	Lat- 21°22'17.565", Long- 95°23'18.116"	Hnan Village
3	ASR5	Lat- 21°24'21.888", Long- 95°21'7.381"	Gyoke Pin Village
4	ASR14	Lat- 21°21'44.570", Long- 95°20'55.035"	Nyaung Kan Village

4. ENVIRONMENTAL QUALITY MONITORING RESULTS

4.1 Ambient Air Quality Monitoring Results

24 hours air quality monitoring were done at each selected location from 2nd March 2025 to 4th March 2025. The measured results are compared with national emission guidelines. Based on the results of air quality monitoring, all of the parameters are within the guidelines.

Table 4. 1 Observed Ambient Air Quality Results from Selected Points

Parameters	Observed Value				Guidelines Value	Unit	Averaging Period
	ASR4	ASR3	ASR5	ASR14			
PM ₁₀	10.76	11.59	13.41	9.92	50	µg/m ³	24hrs
PM _{2.5}	5.11	5.85	6.45	4.97	25	µg/m ³	24hrs
CO	0.00223	0.00337	0.00349	0.00272	9	ppm	8hrs
CO ₂	378.98	392.17	382.97	371.98	5000	ppm	8hrs
SO ₂	3.28	4.17	4.19	3.04	20	µg/m ³	24hrs
NO ₂	5.25	6.69	8.95	6.83	200	µg/m ³	1hrs

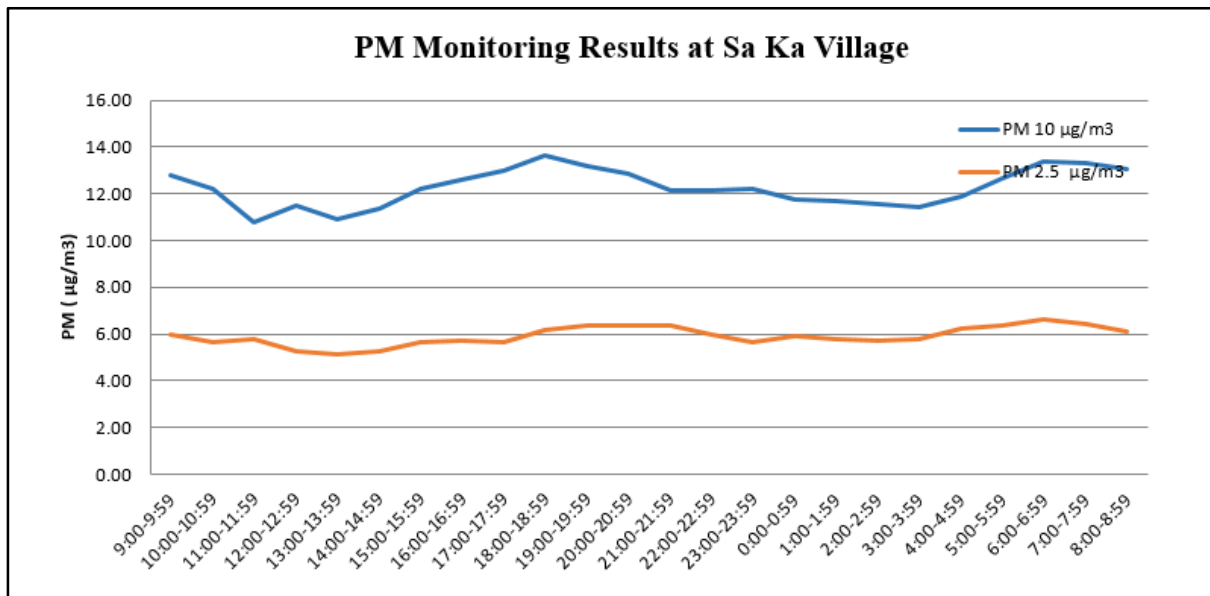


Figure 4. 1 PM Monitoring Results at Sa Ka Village

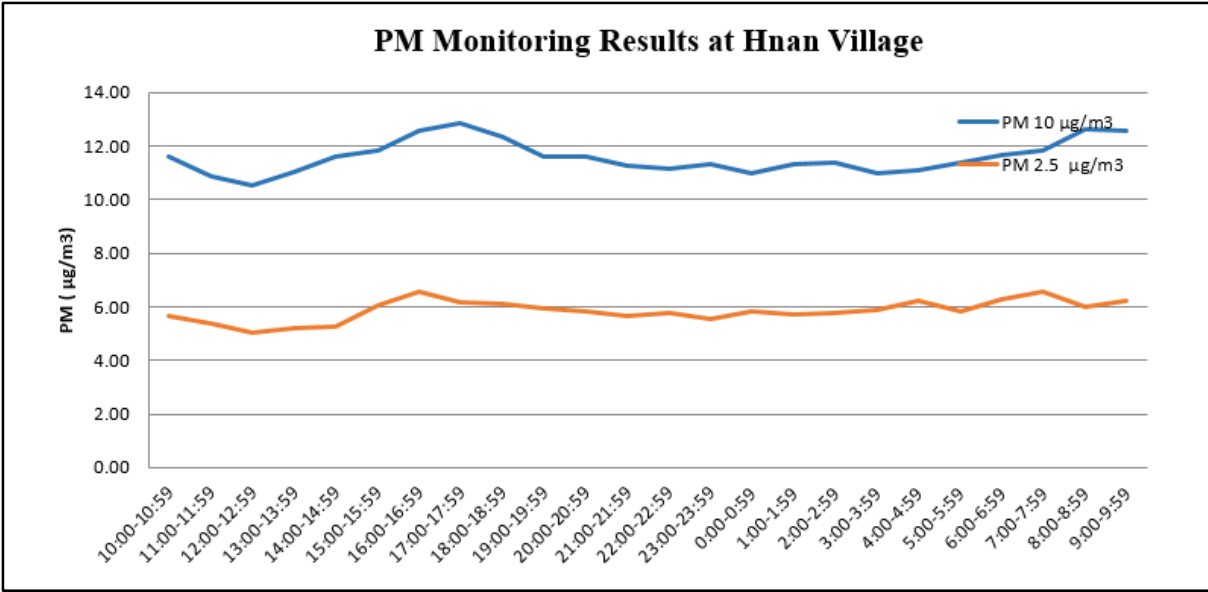


Figure 4. 2 PM Monitoring Results at Hnan Village

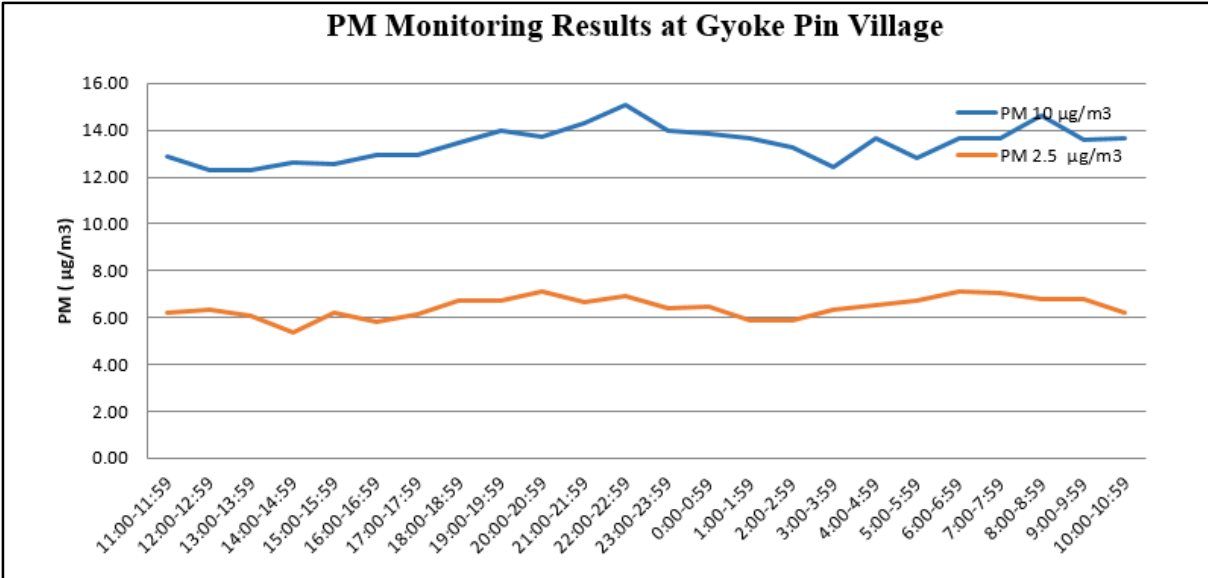


Figure 4. 3 PM Monitoring Results at Gyoke Pin Village

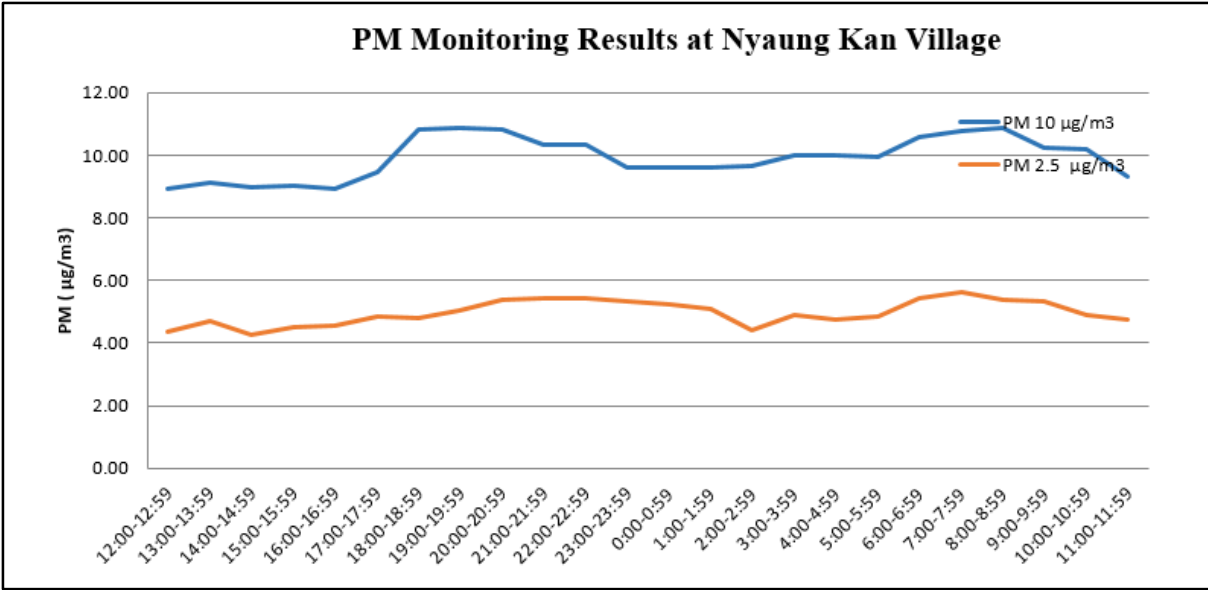


Figure 4. 4 PM Monitoring Results at Nyaung Kan Village

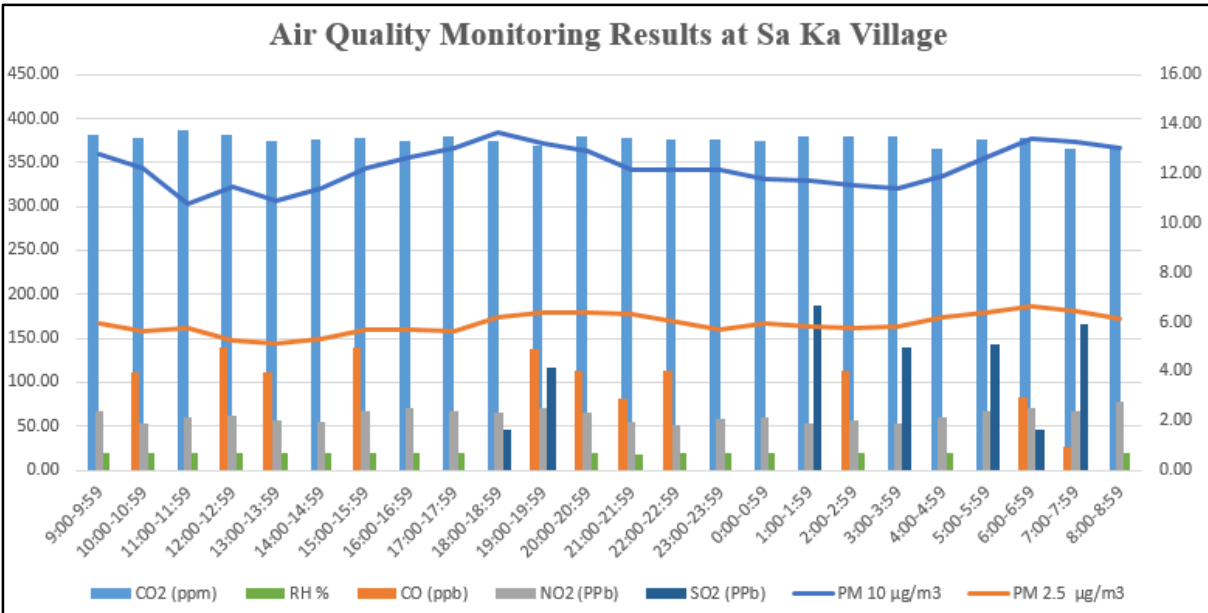


Figure 4. 5 Fluctuation of Air Pollutants during dial cycle (Sa Ka Village)

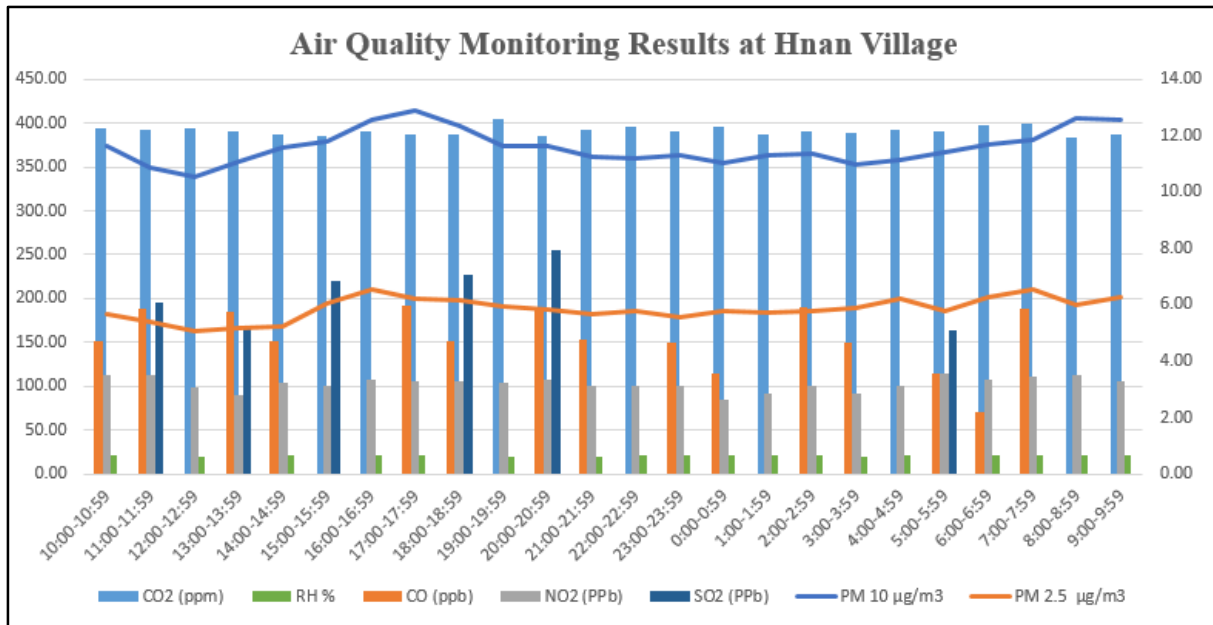


Figure 4. 6 Fluctuation of Air Pollutants during dial cycle (Hnan Village)

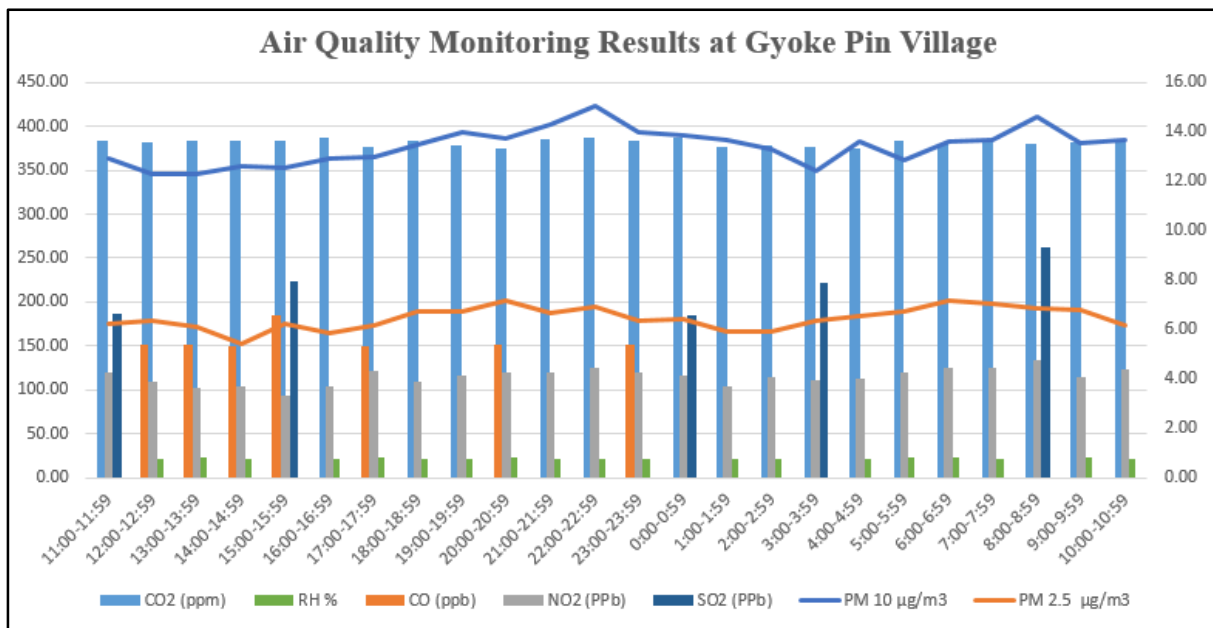


Figure 4. 7 Fluctuation of Air Pollutants during dial cycle (Gyoke Pin Village)

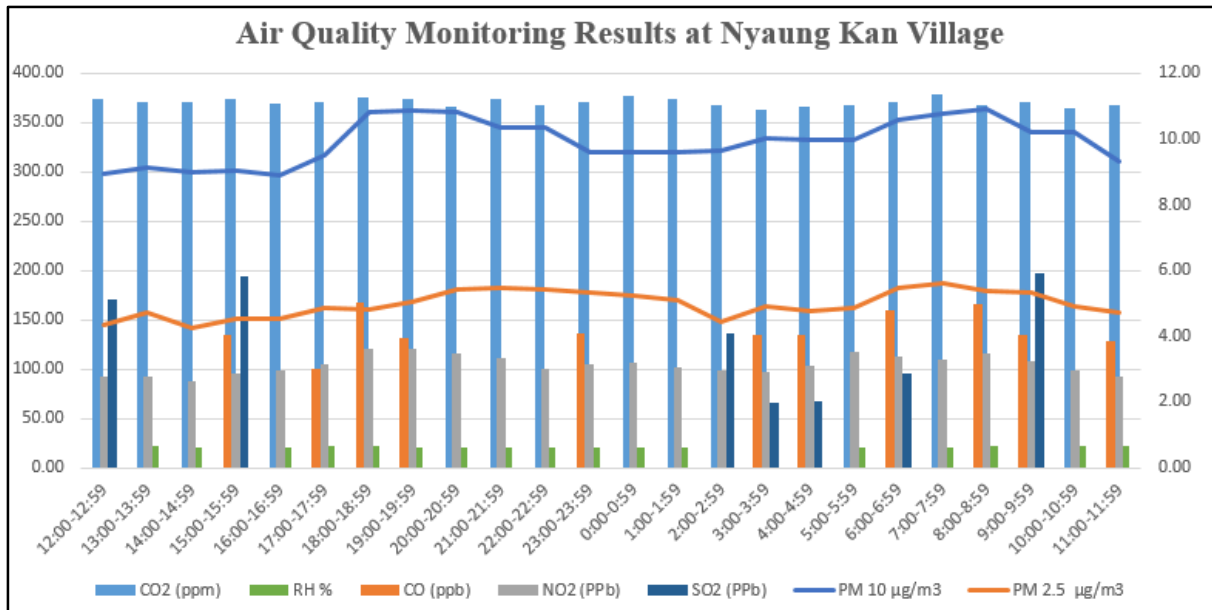


Figure 4. 8 Fluctuation of Air Pollutants during dial cycle (Nyaung Kan Village)

Detail results with one-hour interval of pollutants are shown in **Table 4. 2** to **Table 4. 5**. All results are under the Myanmar National Environmental Quality (emission) Guidelines. So, Sembcorp Myingyan Power Plant is acceptable for environment.

Table 4. 2 Air Monitoring Results (Sa Ka Village)

Date	Time		CO ₂ (ppm)	CO (ppb)	NO ₂ (ppb)	PM ₁₀ µg/m ³	PM _{2.5} µg/m ³	RH %	SO ₂ (ppb)
02.06.2025	9:00-9:59	Average	381.56	0.00	2.39	12.80	5.96	18.80	0.00
02.06.2025	10:00-10:59	Average	377.69	3.93	1.88	12.21	5.64	19.07	0.00
02.06.2025	11:00-11:59	Average	386.75	0.00	2.14	10.76	5.75	19.74	0.00
02.06.2025	12:00-12:59	Average	381.64	4.97	2.19	11.49	5.24	20.08	0.00
02.06.2025	13:00-13:59	Average	375.27	3.98	2.04	10.89	5.11	18.95	0.00
02.06.2025	14:00-14:59	Average	376.50	0.00	1.96	11.38	5.28	19.00	0.00
02.06.2025	15:00-15:59	Average	378.40	4.98	2.39	12.22	5.68	19.31	0.00
02.06.2025	16:00-16:59	Average	374.04	0.00	2.52	12.63	5.69	19.13	0.00
02.06.2025	17:00-17:59	Average	379.12	0.00	2.40	13.01	5.63	19.09	0.00
02.06.2025	18:00-18:59	Average	375.16	0.00	2.34	13.63	6.18	18.64	1.62
02.06.2025	19:00-19:59	Average	369.94	4.89	2.51	13.20	6.38	18.96	4.16
02.06.2025	20:00-20:59	Average	380.49	4.00	2.33	12.89	6.36	19.32	0.00
02.06.2025	21:00-21:59	Average	378.60	2.92	1.97	12.13	6.34	18.61	0.00
02.06.2025	22:00-22:59	Average	375.80	4.00	1.81	12.14	6.00	18.78	0.00
02.06.2025	23:00-23:59	Average	376.60	0.00	2.05	12.18	5.67	19.34	0.00
03.06.2025	0:00-0:59	Average	374.52	0.00	2.17	11.75	5.91	19.64	0.00
03.06.2025	1:00-1:59	Average	379.09	0.00	1.88	11.72	5.78	19.61	6.68
03.06.2025	2:00-2:59	Average	380.19	4.05	2.02	11.55	5.73	19.55	0.00
03.06.2025	3:00-3:59	Average	380.37	0.00	1.90	11.42	5.80	19.30	4.97
03.06.2025	4:00-4:59	Average	365.46	0.00	2.15	11.91	6.21	20.14	0.00
03.06.2025	5:00-5:59	Average	375.92	0.00	2.38	12.64	6.38	19.23	5.10
03.06.2025	6:00-6:59	Average	377.91	2.98	2.53	13.38	6.63	19.91	1.63
03.06.2025	7:00-7:59	Average	364.75	0.97	2.39	13.30	6.42	19.04	5.90
03.06.2025	8:00-8:59	Average	367.38	0.00	2.79	13.05	6.12	20.10	0.00
Average			376.38	1.74	2.21	12.26	5.91	19.31	1.25
1 hour Minimum			364.75	0.00	1.81	10.76	5.11	18.61	0.00
1 hour Maximum			386.75	4.98	2.79	13.63	6.63	20.14	6.68

Table 4. 3 Air Monitoring Results (Hnan Village)

Date	Time		CO ₂ (ppm)	CO (ppb)	NO ₂ (ppb)	PM ₁₀ µg/m ³	PM _{2.5} µg/m ³	RH %	SO ₂ (ppb)
02.06.2025	10:00-10:59	Average	393.35	4.69	3.49	11.61	5.65	21.31	0.00
02.06.2025	11:00-11:59	Average	391.75	5.86	3.53	10.86	5.39	21.56	6.10
02.06.2025	12:00-12:59	Average	394.13	0.00	3.09	10.56	5.06	20.19	0.00
02.06.2025	13:00-13:59	Average	390.02	5.75	2.81	11.07	5.19	21.22	5.16
02.06.2025	14:00-14:59	Average	386.38	4.70	3.25	11.59	5.24	20.46	0.00
02.06.2025	15:00-15:59	Average	384.88	0.00	3.14	11.82	6.05	21.34	6.86
02.06.2025	16:00-16:59	Average	391.42	0.00	3.37	12.57	6.54	21.38	0.00
02.06.2025	17:00-17:59	Average	386.33	5.98	3.29	12.87	6.19	21.67	0.00
02.06.2025	18:00-18:59	Average	386.67	4.73	3.29	12.36	6.13	20.46	7.07
02.06.2025	19:00-19:59	Average	404.98	0.00	3.25	11.64	5.95	20.18	0.00
02.06.2025	20:00-20:59	Average	384.40	5.87	3.34	11.63	5.83	20.59	7.94
02.06.2025	21:00-21:59	Average	392.53	4.74	3.13	11.27	5.67	20.10	0.00
02.06.2025	22:00-22:59	Average	395.57	0.00	3.11	11.17	5.77	20.53	0.00
02.06.2025	23:00-23:59	Average	390.64	4.64	3.12	11.30	5.54	21.32	0.00
03.06.2025	0:00-0:59	Average	395.45	3.57	2.62	11.01	5.80	20.70	0.00
03.06.2025	1:00-1:59	Average	387.15	0.00	2.85	11.31	5.72	20.86	0.00
03.06.2025	2:00-2:59	Average	391.13	5.93	3.14	11.36	5.78	21.02	0.00
03.06.2025	3:00-3:59	Average	388.37	4.65	2.84	10.99	5.89	20.33	0.00
03.06.2025	4:00-4:59	Average	392.42	0.00	3.10	11.13	6.22	21.40	0.00
03.06.2025	5:00-5:59	Average	390.03	3.57	3.56	11.39	5.80	21.03	5.07
03.06.2025	6:00-6:59	Average	397.24	2.20	3.33	11.68	6.27	21.71	0.00
03.06.2025	7:00-7:59	Average	398.77	5.85	3.46	11.85	6.57	20.87	0.00
03.06.2025	8:00-8:59	Average	383.67	0.00	3.53	12.63	6.01	20.94	0.00
03.06.2025	9:00-9:59	Average	386.85	0.00	3.27	12.57	6.24	21.07	0.00
Average			391.00	3.03	3.20	11.59	5.85	20.93	1.59
1 hour Minimum			383.67	0.00	2.62	10.56	5.06	20.10	0.00
1 hour Maximum			404.98	5.98	3.56	12.87	6.57	21.71	7.94

Table 4. 4 Air Monitoring Results (Gyoke Pin Village)

Date	Time		CO ₂ (ppm)	CO (ppb)	NO ₂ (ppb)	PM ₁₀ µg/m ³	PM _{2.5} µg/m ³	RH %	SO ₂ (ppb)
03.06.2025	11:00-11:59	Average	383.40	0.00	4.27	12.90	6.21	22.15	6.63
03.06.2025	12:00-12:59	Average	382.20	5.37	3.86	12.27	6.34	22.00	0.00
03.06.2025	13:00-13:59	Average	383.19	5.37	3.60	12.31	6.10	22.64	0.00
03.06.2025	14:00-14:59	Average	383.60	5.30	3.67	12.61	5.40	21.64	0.00
03.06.2025	15:00-15:59	Average	383.92	6.56	3.34	12.55	6.22	22.39	7.95
03.06.2025	16:00-16:59	Average	386.86	0.00	3.70	12.94	5.83	21.75	0.00
03.06.2025	17:00-17:59	Average	377.25	5.33	4.30	12.95	6.15	22.44	0.00
03.06.2025	18:00-18:59	Average	383.30	0.00	3.88	13.48	6.71	22.02	0.00
03.06.2025	19:00-19:59	Average	378.89	0.00	4.15	13.99	6.73	21.77	0.00
03.06.2025	20:00-20:59	Average	375.30	5.40	4.25	13.73	7.13	22.40	0.00
03.06.2025	21:00-21:59	Average	384.59	0.00	4.25	14.32	6.66	21.45	0.00
03.06.2025	22:00-22:59	Average	386.84	0.00	4.46	15.07	6.94	22.06	0.00
03.06.2025	23:00-23:59	Average	382.76	5.38	4.27	13.99	6.37	21.05	0.00
04.06.2025	0:00-0:59	Average	387.25	0.00	4.13	13.84	6.44	21.41	6.54
04.06.2025	1:00-1:59	Average	375.67	0.00	3.68	13.66	5.91	20.73	0.00
04.06.2025	2:00-2:59	Average	378.76	0.00	4.05	13.30	5.91	21.14	0.00
04.06.2025	3:00-3:59	Average	376.94	0.00	3.93	12.45	6.34	21.60	7.90
04.06.2025	4:00-4:59	Average	374.24	0.00	4.03	13.63	6.56	21.87	0.00
04.06.2025	5:00-5:59	Average	383.88	0.00	4.24	12.83	6.75	22.29	0.00
04.06.2025	6:00-6:59	Average	380.34	0.00	4.42	13.64	7.13	22.20	0.00
04.06.2025	7:00-7:59	Average	382.46	0.00	4.42	13.65	7.06	21.76	0.00
04.06.2025	8:00-8:59	Average	380.28	0.00	4.76	14.60	6.82	21.67	9.34
04.06.2025	9:00-9:59	Average	382.20	0.00	4.06	13.57	6.78	22.32	0.00
04.06.2025	10:00-10:59	Average	382.64	0.00	4.36	13.65	6.19	21.55	0.00
Average			381.53	1.61	4.09	13.41	6.45	21.85	1.60
1 hour Minimum			374.24	0.00	3.34	12.27	5.40	20.73	0.00
1 hour Maximum			387.25	6.56	4.76	15.07	7.13	22.64	9.34

Table 4. 5 Air Monitoring Results (Nyaung Kan Village)

Date	Time		CO ₂ (ppm)	CO (ppb)	NO ₂ (ppb)	PM ₁₀ µg/m ³	PM _{2.5} µg/m ³	RH %	SO ₂ (ppb)
03.06.2025	12:00-12:59	Average	373.82	0.00	2.77	8.92	4.35	21.15	5.14
03.06.2025	13:00-13:59	Average	370.03	0.00	2.79	9.12	4.71	21.81	0.00
03.06.2025	14:00-14:59	Average	370.63	0.00	2.63	9.00	4.25	20.94	0.00
03.06.2025	15:00-15:59	Average	373.24	4.01	2.86	9.03	4.53	21.67	5.84
03.06.2025	16:00-16:59	Average	368.50	0.00	2.95	8.91	4.54	21.17	0.00
03.06.2025	17:00-17:59	Average	370.17	3.03	3.15	9.48	4.85	21.67	0.00
03.06.2025	18:00-18:59	Average	375.37	5.01	3.61	10.83	4.79	21.23	0.00
03.06.2025	19:00-19:59	Average	374.08	3.93	3.63	10.88	5.06	20.89	0.00
03.06.2025	20:00-20:59	Average	366.22	0.00	3.49	10.84	5.40	20.59	0.00
03.06.2025	21:00-21:59	Average	374.06	0.00	3.35	10.32	5.44	19.81	0.00
03.06.2025	22:00-22:59	Average	367.92	0.00	3.02	10.36	5.43	20.59	0.00
03.06.2025	23:00-23:59	Average	371.13	4.08	3.13	9.61	5.32	19.86	0.00
03.06.2025	0:00-0:59	Average	376.21	0.00	3.19	9.60	5.25	20.04	0.00
04.06.2025	1:00-1:59	Average	373.10	0.00	3.07	9.61	5.07	20.53	0.00
04.06.2025	2:00-2:59	Average	367.92	0.00	2.96	9.66	4.43	20.52	4.11
04.06.2025	3:00-3:59	Average	363.40	4.01	2.91	10.01	4.88	20.94	1.99
04.06.2025	4:00-4:59	Average	365.42	4.04	3.12	9.99	4.77	20.39	2.03
04.06.2025	5:00-5:59	Average	367.46	0.00	3.50	9.97	4.86	20.85	0.00
04.06.2025	6:00-6:59	Average	370.17	4.79	3.39	10.59	5.44	20.57	2.86
04.06.2025	7:00-7:59	Average	377.74	0.00	3.27	10.76	5.63	21.05	0.00
04.06.2025	8:00-8:59	Average	367.35	5.00	3.46	10.89	5.39	21.87	0.00
04.06.2025	9:00-9:59	Average	371.32	4.05	3.22	10.22	5.33	21.20	5.92
04.06.2025	10:00-10:59	Average	364.12	0.00	2.96	10.21	4.92	21.22	0.00
04.06.2025	11:00-11:59	Average	367.52	3.86	2.79	9.30	4.73	21.56	0.00
Average			370.29	1.91	3.13	9.92	4.97	20.92	1.16
1 hour Minimum			363.40	0.00	2.63	8.91	4.25	19.81	0.00
1 hour Maximum			377.74	5.01	3.63	10.89	5.63	21.87	5.92

4.2 Wind Speed and Direction

The following figure describes the wind speed and wind direction of the proposed project site on, 2nd March 2025 to 4th March 2025 respectively. According to the data, the wind direction is following **Figure 4. 9 to Figure 4. 16**.

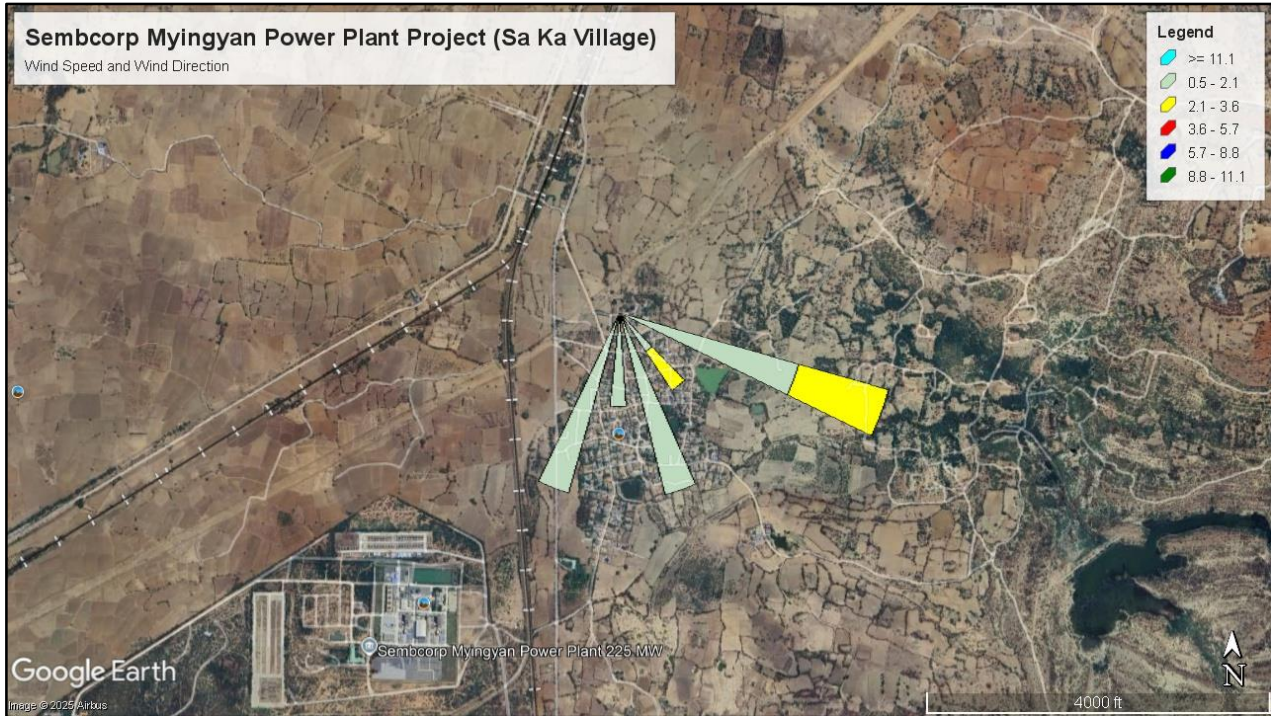


Figure 4. 9 Wind Speed and Wind Direction (Blowing From) at Sa Ka Village (ASR4)

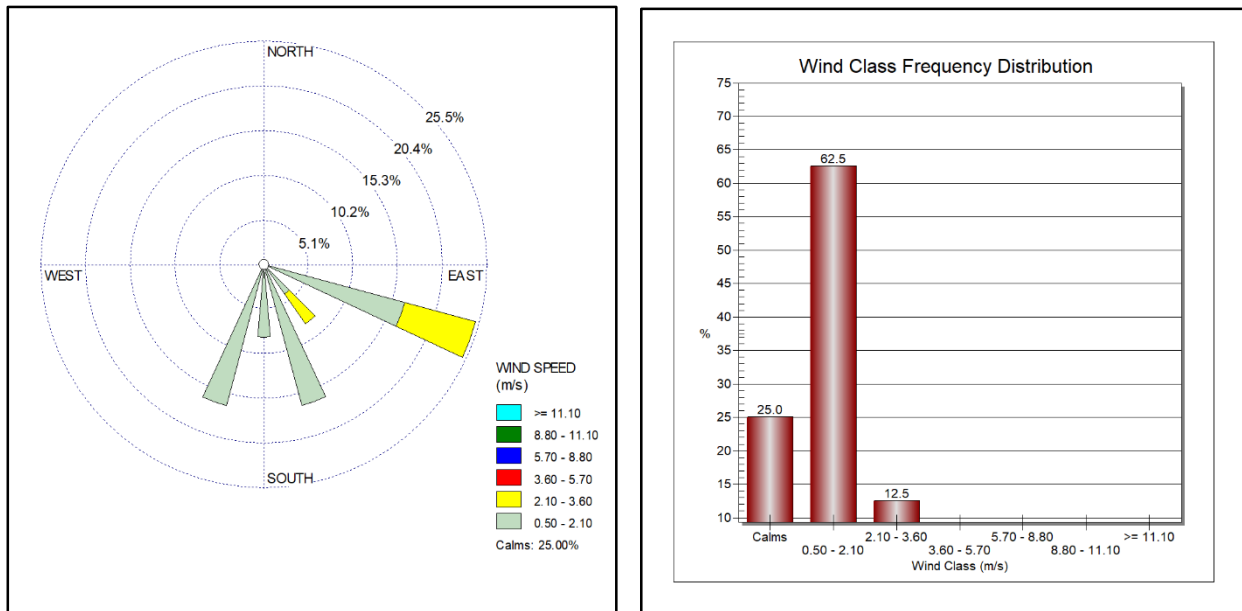


Figure 4. 10 Wind Class Frequency Distribution at Sa Ka Village (ASR4)

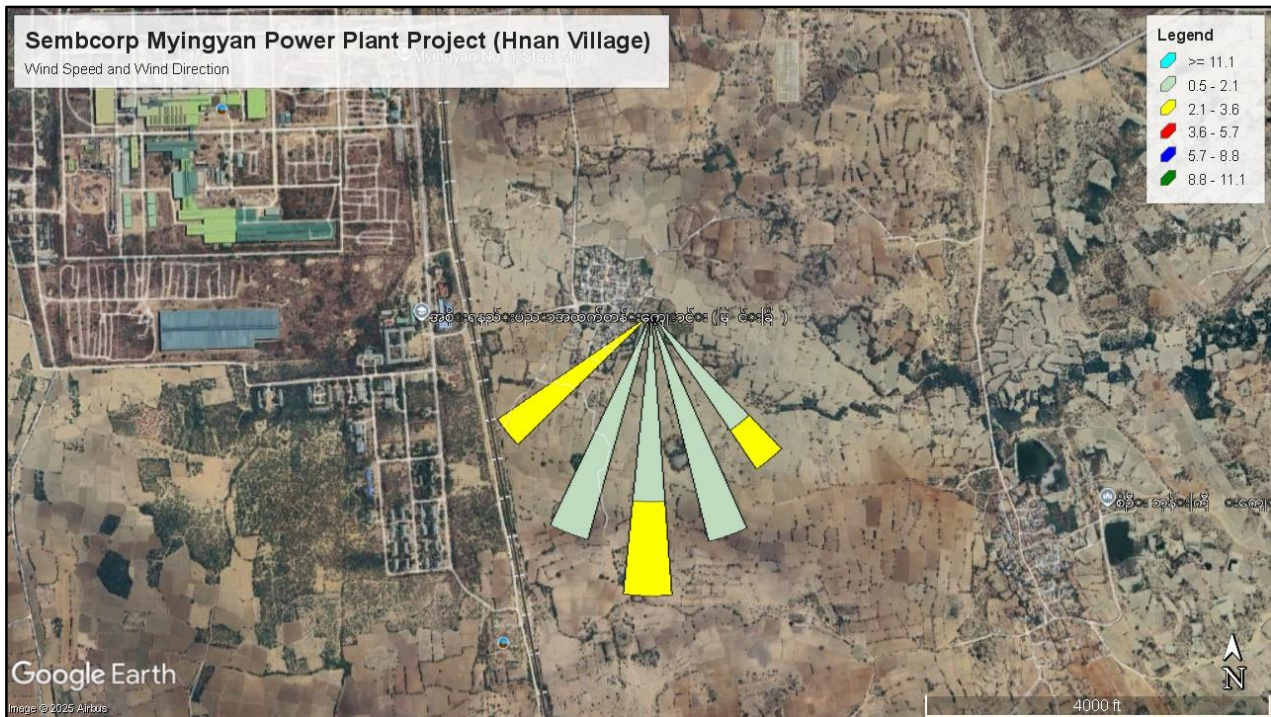


Figure 4. 11 Wind Speed and Wind Direction (Blowing From) at Hnan Village (ASR3)

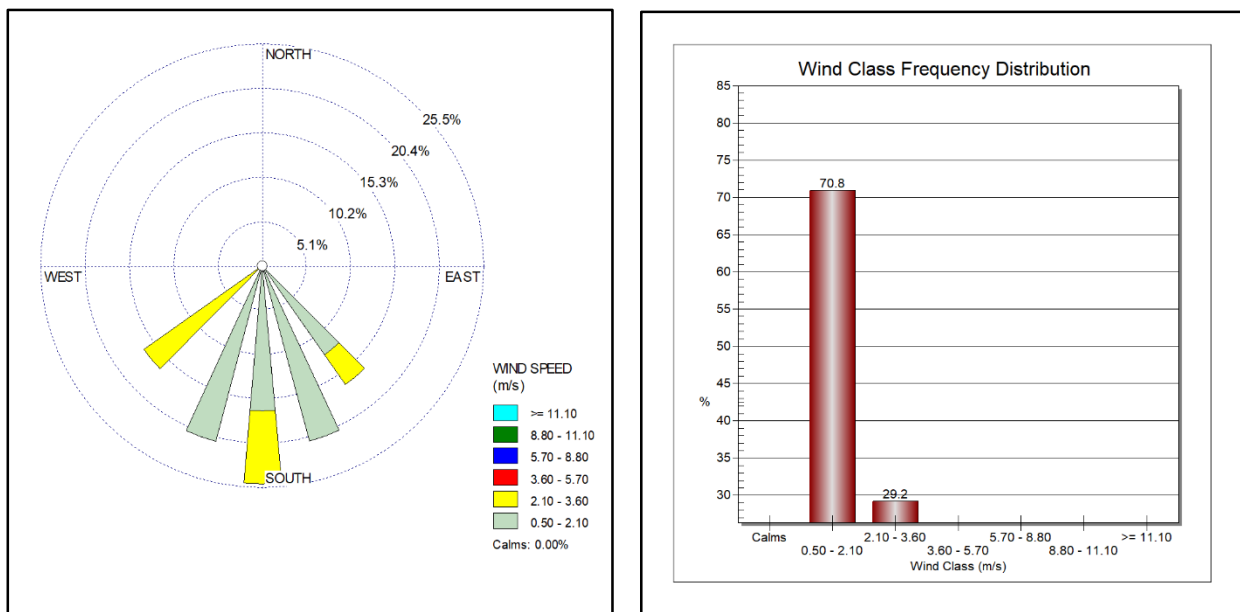


Figure 4. 12 Wind Class Frequency Distribution at Hnan Village (ASR3)

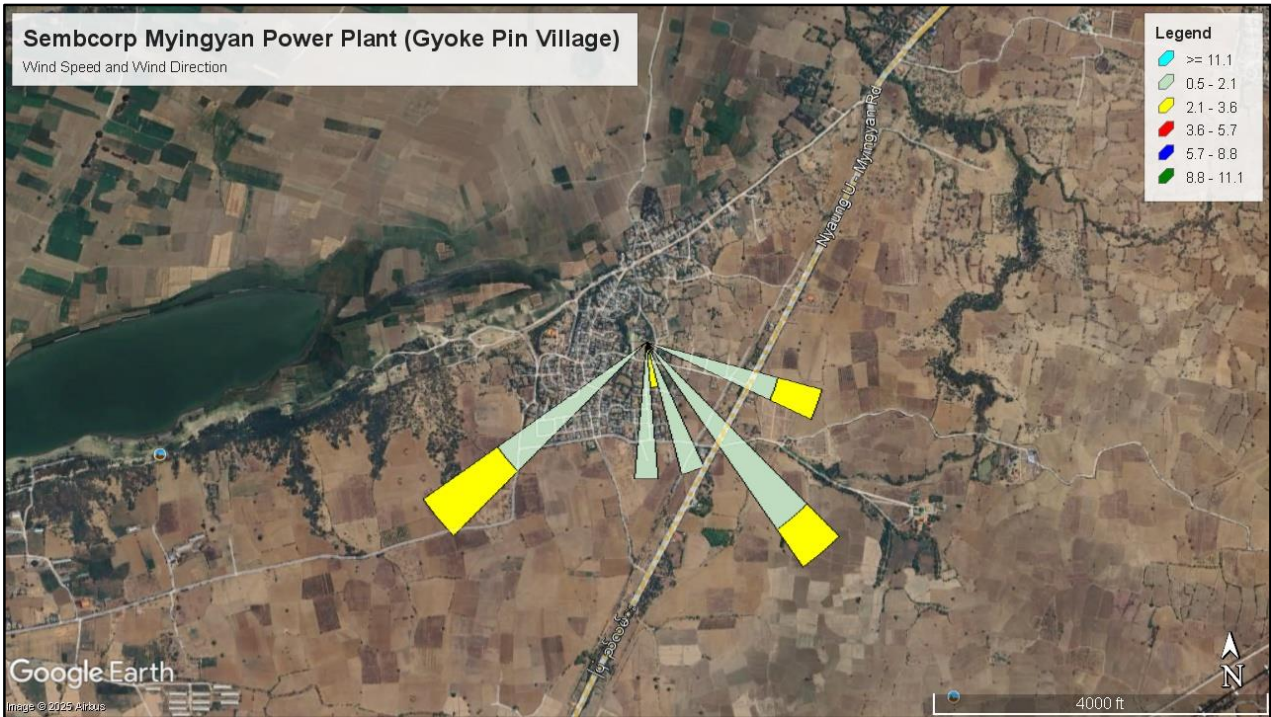


Figure 4. 13 Wind Speed and Wind Direction (Blowing From) at Gyoke Pin Village (ASR5)

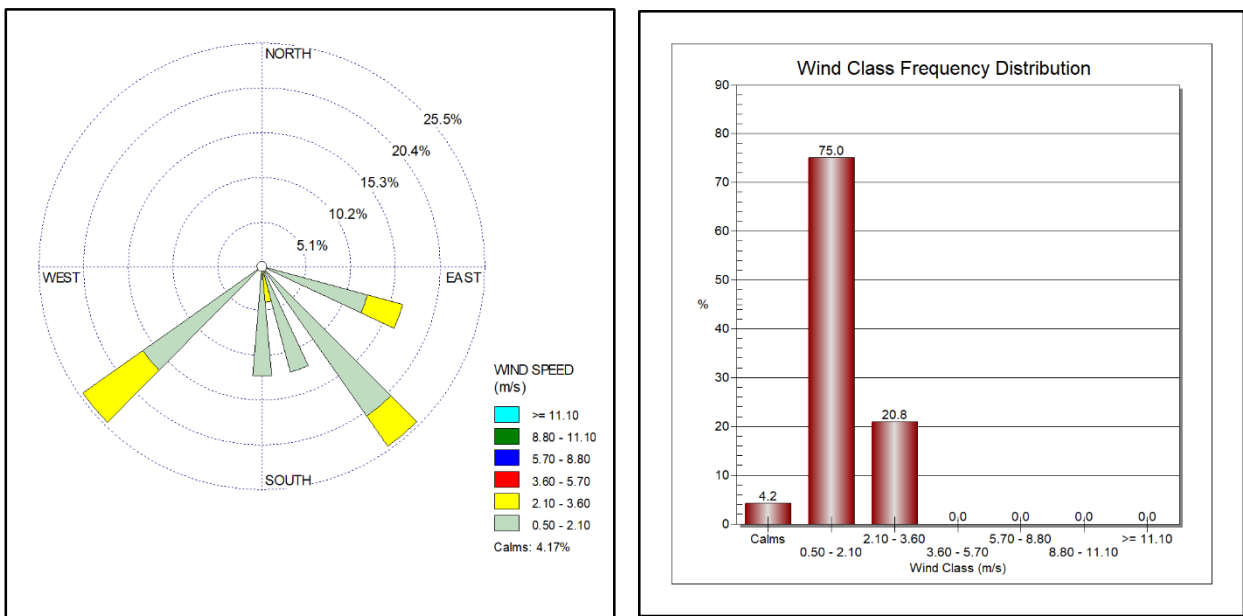


Figure 4. 14 Wind Class Frequency Distribution at Gyoke Pin Village (ASR5)

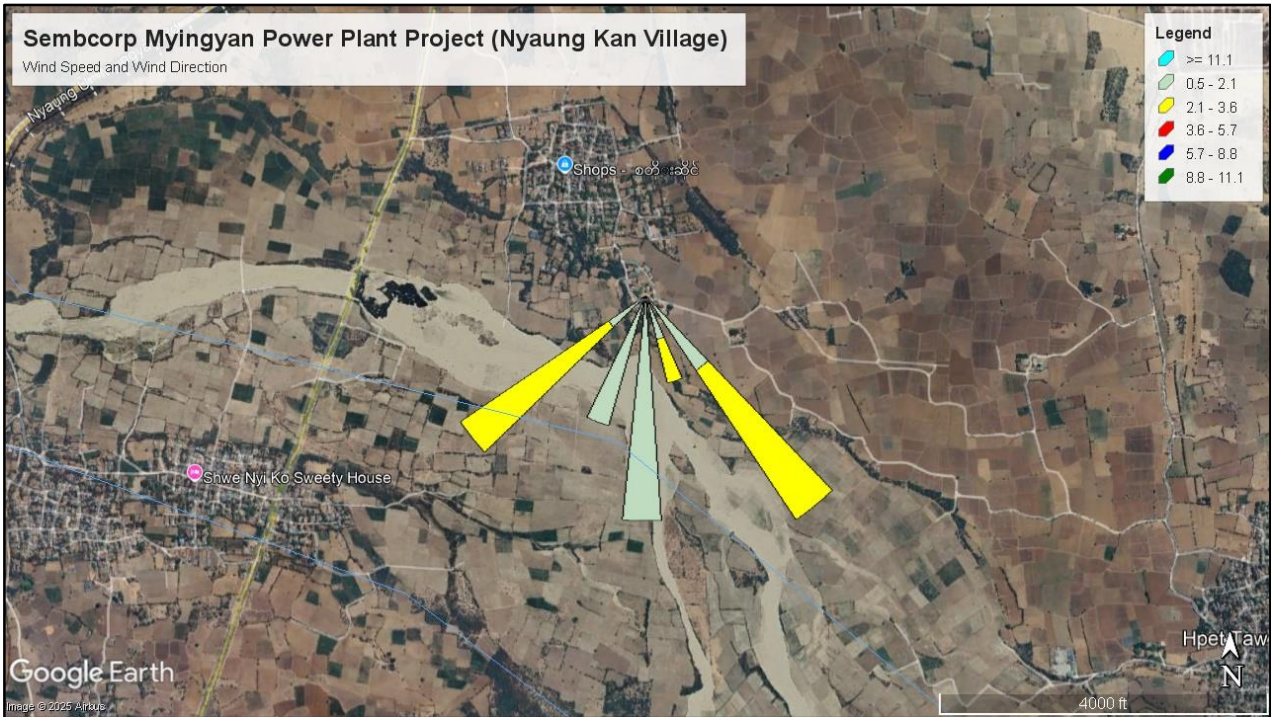


Figure 4. 15 Wind Speed and Wind Direction (Blowing From) at Nyaung Kan Village (ASR14)

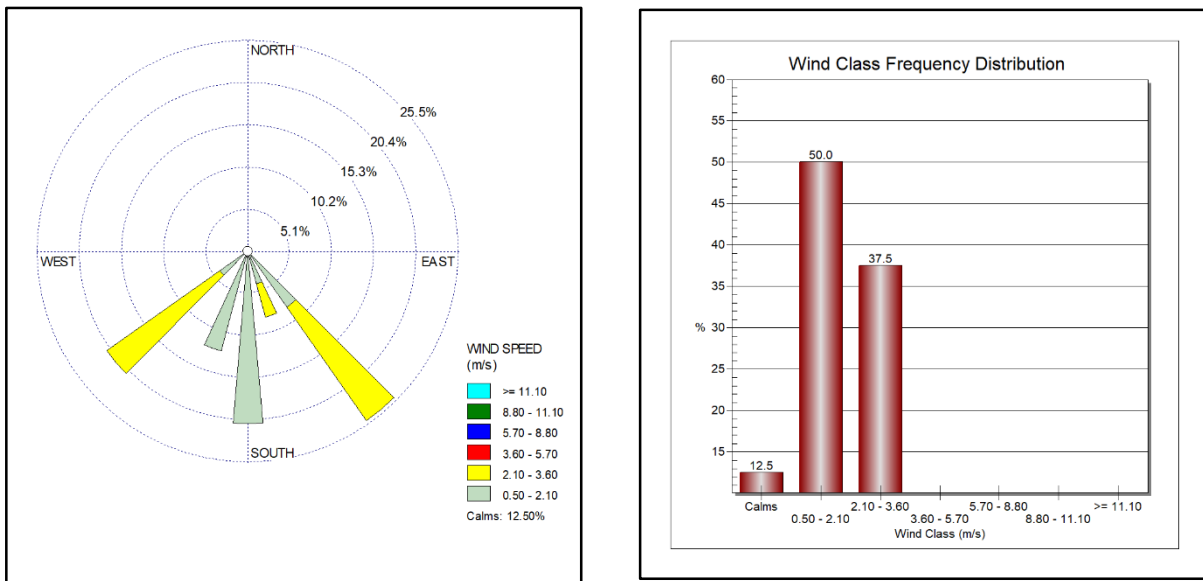


Figure 4. 16 Wind Class Frequency Distribution at Nyaung Kan Village (ASR14)

4.3 Ambient Noise

Ambient noise level for the proposed project was measured with Digital Sound Level Meter at the project site. The noise level measurement is conducted at Sembcorp Myingyan Power points: these points are nearly sembcorp myingyan power plant and air monitoring point at Sa Ka village on 2nd March 2024 to 3rd March 2025. Measuring period is 24 hours continuously. The observed values are described in **Table 4. 6 to Table 4. 9** and the following figures are noise level measurement at the proposed project.

Table 4. 6 Observed Values of Noise Level Measurement at near Sembcorp Myingyan Power Plant

No.	Date	Time	Observed Mean Value (Source)	Weight	Day/Night	Average
1	03.06.2025	7:00:52-7:59:52	54.85	A	Day	55.58
2	03.06.2025	8:00:52-8:59:52	54.47	A	Day	
3	02.06.2025	9:00:52-9:59:52	56.47	A	Day	
4	02.06.2025	10:00:52-10:59:52	55.98	A	Day	
5	02.06.2025	11:00:52-11:59:52	54.83	A	Day	
6	02.06.2025	12:00:52-12:59:52	55.72	A	Day	
7	02.06.2025	13:00:52-13:59:52	56.25	A	Day	
8	02.06.2025	14:00:52-14:59:52	55.84	A	Day	
9	02.06.2025	15:00:52-15:59:52	55.21	A	Day	
10	02.06.2025	16:00:52-16:59:52	56.00	A	Day	
11	02.06.2025	17:00:52-17:59:52	56.06	A	Day	
12	02.06.2025	18:00:52-18:59:52	55.87	A	Day	
13	02.06.2025	19:00:52-19:59:52	54.98	A	Day	
14	02.06.2025	20:00:52-20:59:52	56.41	A	Day	
15	02.06.2025	21:00:52-21:59:52	54.77	A	Day	
16	02.06.2025	22:00:52-22:59:52	54.79	A	Night	54.75
17	02.06.2025	23:00:52-23:59:52	54.60	A	Night	
18	03.06.2025	0:00:52-0:59:52	53.28	A	Night	
19	03.06.2025	1:00:52-1:59:52	54.87	A	Night	
20	03.06.2025	2:00:52-2:59:52	54.08	A	Night	
21	03.06.2025	3:00:52-3:59:52	53.86	A	Night	
22	03.06.2025	4:00:52-4:59:52	55.77	A	Night	
23	03.06.2025	5:00:52-5:59:52	55.90	A	Night	
24	03.06.2025	6:00:52-6:59:52	55.64	A	Night	
Average			55.27			

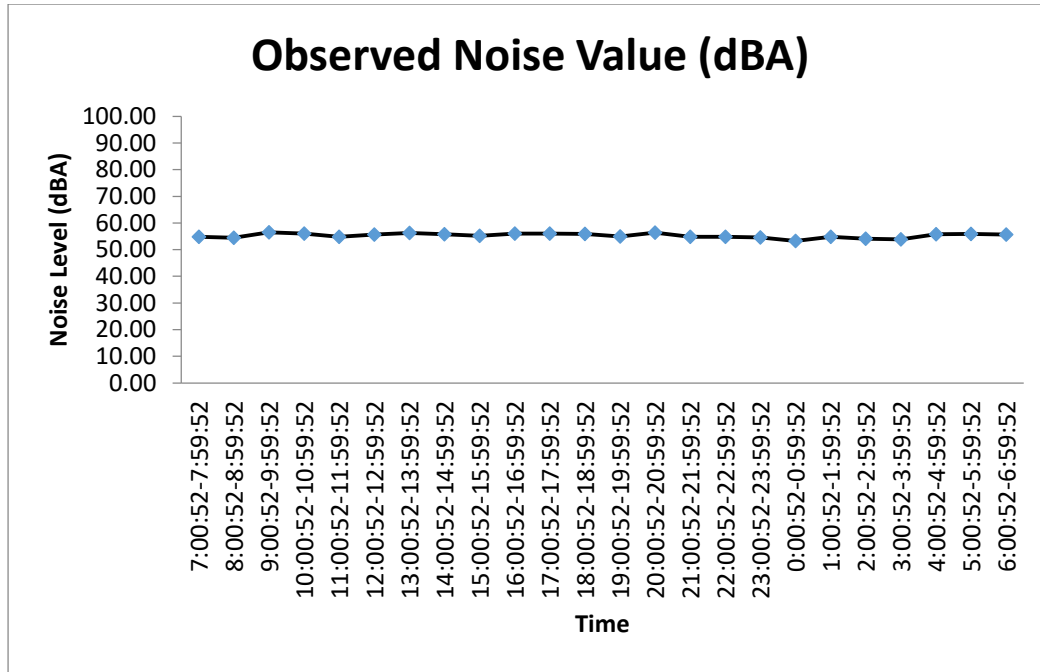


Figure 4. 17 Noise Level at near Sembcorp Myingyan Power Plant

Table 4. 7 Observed Values of Noise Level Measurement at Sa Ka Village

No.	Date	Time	Observed Mean Value (Source)	Weight	Day/Night	Average
1	03.06.2025	7:00:21-7:59:21	56.24	A	Day	53.36
2	03.06.2025	8:00:21-8:59:21	50.04	A	Day	
3	02.06.2025	9:00:21-9:59:21	55.24	A	Day	
4	02.06.2025	10:00:21-10:59:21	55.37	A	Day	
5	02.06.2025	11:00:21-11:59:21	53.56	A	Day	
6	02.06.2025	12:00:21-12:59:21	53.07	A	Day	
7	02.06.2025	13:00:21-13:59:21	57.63	A	Day	
8	02.06.2025	14:00:21-14:59:21	50.98	A	Day	
9	02.06.2025	15:00:21-15:59:21	50.43	A	Day	
10	02.06.2025	16:00:21-16:59:21	55.81	A	Day	
11	02.06.2025	17:00:21-17:59:21	54.49	A	Day	
12	02.06.2025	18:00:21-18:59:21	51.88	A	Day	
13	02.06.2025	19:00:21-19:59:21	51.70	A	Day	
14	02.06.2025	20:00:21-20:59:21	52.73	A	Day	
15	02.06.2025	21:00:21-21:59:21	51.16	A	Day	
16	02.06.2025	22:00:21-22:59:21	51.61	A	Night	52.20
17	02.06.2025	23:00:21-23:59:21	51.74	A	Night	
18	03.06.2025	0:00:21-0:59:21	50.32	A	Night	
19	03.06.2025	1:00:21-1:59:21	50.63	A	Night	
20	03.06.2025	2:00:21-2:59:21	50.78	A	Night	

21	03.06.2025	3:00:21-3:59:21	54.09	A	Night	
22	03.06.2025	4:00:21-4:59:21	55.64	A	Night	
23	03.06.2025	5:00:21-5:59:21	52.46	A	Night	
24	03.06.2025	6:00:21-6:59:21	52.50	A	Night	
Average			52.92			

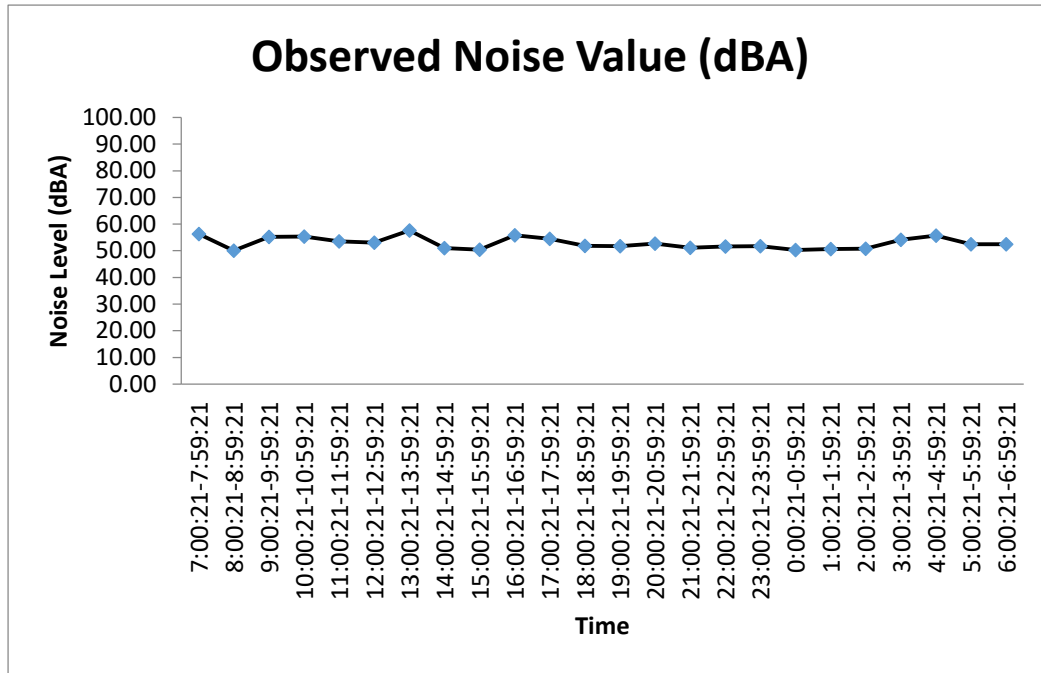


Figure 4. 18 Noise Level at Sa Ka Village

Table 4. 8 Observed Ambient Noise level Results from Myingyan Power Plant

Point	Sembcorp Myingyan Power Plant	
	Day Time	Night Time
Sembcorp Myingyan Power Plant	55.58	54.75
Guideline Values	70	70

Table 4. 9 Observed Ambient Noise level Results from Sa Ka Village

Point	Sembcorp Myingyan Power Plant	
	Day Time	Night Time
Sa Ka Village	53.36	52.20
Guideline Values	55	45

The observed values are compared with the National Environmental Quality (Emission) Guidelines as shown in **Table 4. 10** which indicates the separate level for residential and industrial points.

Table 4. 10 National Environmental Quality (Emission) Guidelines Values for Noise Level

Receptor	One Hour LAeq (dBA)	
	Daytime 07:00 - 22:00 (10:00 - 22:00 for Public Holidays)	Nighttime 22:00 - 07:00 (22:00 - 10:00 for Public Holidays)
Residential, institutional, educational	55	45
Industrial, commercial	70	70

The observed noise values of the proposed project for daytime at Sembcorp myingyan power plant and Sa Ka village are 55.58 dB (A) and 53.36 dB (A). The observed noise values of the proposed project for night time at Sembcorp myingyan power plant and Sa Ka village are 54.75 dB (A) and 52.20 dB (A). The proposed project is located adjacent to the residential and commercial area. The observed values of nighttime at Sa Ka village is higher than the acceptable values of the National Environmental Quality (Emission) Guidelines. At this time of noise quality measurement on 2nd June 2025, the observed values of nighttime (22:00:21-06:59:21) at Sa Ka village is higher than the acceptable values of National Environmental Quality (Emission) Guidelines because of the operation of near the factory and monitoring location, Sa Ka North Monastery which situated beside the road rang the wooden bell and passing through many motor cycle and cars at the time of measurement. But, Sa Ka Village is acceptable Applicable Operational Noise Criteria of 54 dB (A) from ESIA Report.

APPENDIX A

Description of Haz-scanner (EPAS)

HAZ-SCANNER

Wireless Environmental Perimeter Air Station **EPAS**

- Direct reading
- Build your own station with up to 14 simultaneous air measurements including U.S. EPA criteria air pollutants
 - Standard configuration measures 5 parameters including PM10 or TSP particulates, NO₂, CO, temperature, and relative humidity
 - Add one or all optional interchangeable sensors with upgradeable software and/or EPAS-specific meters (up to 9 sensors/meters total) as listed on the reverse side. Choose from additional sensors for toxic gas (including methane), hydrocarbons, VOCs, and biological/chemical agents and EPAS-specific meters for solar radiation/UV or IR, barometric pressure, sound/noise, atomic radiation, ELF radiation, rain, and wind speed/direction
 - Available analog input port for alternative meter
 - Interchangeable size-selective impactors are available for PM1.0, PM2.5, or PM4.0 (close approximation of respirable)
 - Can monitor up to 2 PM sizes simultaneously
- Real-time readings, datalogging capabilities
 - Optional wireless data transmission up to 5 miles
 - Optional Ethernet internet connection for 24/7 data reporting
- Easily portable and deployable
- Battery operated
- Network up to 8 EPAS to one central PC or Mac
- Easy-to-use graph and reporting software compatible with PC and Mac

The portable HAZ-SCANNER™ EPAS wireless environmental perimeter air station is easily deployed as an ambient air quality monitor to scan, measure, and document critical EPA criteria pollutants including nitrogen dioxide, carbon monoxide, sulfur dioxide, ozone, carbon dioxide, particulates, VOCs, and more. The EPAS is the only instrument on the market with sensors offering simultaneous monitoring of two different sizes of PM. The EPAS provides direct readings in real time with datalogging capabilities. The graph and reporting software is compatible with PC and Mac. Contact an SKC product specialist to build your EPAS including up to 14 simultaneous critical air measurements in one battery-operated instrument.

HAZ-SCANNER Wireless EPAS Applications

- Ambient air quality monitoring
- Hazardous incident response
- Waste site remediation monitoring
- Military/homeland security
- Perimeter monitoring
- Near roadway monitoring

Go to www.skcihc.com/prod/Haz-Scanner.asp for more information.



Measure up to 14 critical air parameters simultaneously with HAZ-SCANNER EPAS.



SKC Inc. 724-941-9701 SKC West 714-992-2780 SKC Gulf Coast 281-859-8050 SKC South 434-852-7148
www.skcihc.com

HAZ-SCANNER EPAS

Wireless Environmental Perimeter Air Station



HAZ-SCANNER EPAS shown with optional solar panels

Performance Profile

The HAZ-SCANNER EPAS is optimized for ambient air applications; custom calibration for specific ranges or applications is available upon request.

Display	LCD real time
Operation	4-way splash-proof membrane switch
Power	12-V Absorption Glass Mat (AGM) rechargeable battery, 100-240 V AC, or optional solar panel
Display Measurements	Max. Min. TWA, STCL
Recording Time	1 sec to 21 weeks
Sampling Rate	1 sec, 1 min, 10 min, 1 hr, adjustable
Data Storage	454,545 data points
Sampling Pump	1.0 to 3.0 L/min
Digital Output	RS-232 (PC), RS-422 (Mac)
Software	PC or Mac
Dimensions (weather-proof case)	6 x 14 x 18 in. (15.2 x 35.6 x 25.4 cm)
Weight	12 lbs (5.4 kg)
Operating Temperature	23 to 122 F (-5 to 50 C)
Storage Temperature	-40 to 140 F (-40 to 60 C)
Humidity	95% non-condensing (use inlet heater)
Wireless Radio Modem	900 MHz (U.S.), 900 MHz (Europe) up to 5 miles - line of sight (optional)
Auxiliary Analog Input	0 to 2.5 VDC (1 channel for alternative meter)

Configure an EPAS for Up to 14 Simultaneous Measurements

The standard HAZ-SCANNER EPAS includes the monitor (calibrated for ambient air applications) with sensors/meters for PM10 or TSP, VOCs, temperature, humidity, and wind speed/direction in a NEMA 4 enclosure, acid gas scrubber, internal battery, universal 110-240 V AC battery charger, software, cables, and CD with instructions.

Configure the monitor with additional sensors/meters — up to 4 optional interchangeable sensors with upgradeable software and/or up to 4 EPAS-specific meters (listed below). See page 3 for specifications. *Specify sensors and meters when ordering.*

- PM1.0, 2.5, or 4.0
- Ammonia (EC)
- Carbon Dioxide (NDIR)
- Carbon Monoxide (EC)
- Chlorine (EC)
- Ethylene Oxide (EL)
- Hydrocarbon (methane-specific, EC)
- Hydrocarbons (EC)
- Hydrogen Chloride (EL)
- Hydrogen Cyanide (EC)
- Hydrogen Sulfide (EC)
- Nitric Oxide (EC)
- Nitrogen Dioxide
- Oxygen
- Ozone
- Phosphine (EL)
- Sulfur Dioxide
- Rain
- Solar Radiance
- Sound and Noise
- Atomic Radiation
- ELF Radiation
- Barometric Pressure
- Dew Point Temperature
- Wet Bulb Temperature

Contact SKC to build an EPAS with available sensors/meters/calibration for your application!

SKC Limited Warranty and Return Policy

SKC products are subject to the SKC Limited Warranty and Return Policy, which provides SKC's sole liability and the buyer's exclusive remedy. To view the complete SKC Limited Warranty and Return Policy, go to <http://www.skcline.com/warranty.asp>.



SKC Inc. 724-941-9701

SKC West 714-992-2780

SKC Gulf Coast 281-859-8050

SKC South 434-852-7148

www.skcline.com

HAZ-SCANNER EPAS

Wireless Environmental Perimeter Air Station

HAZ-SCANNER EPAS Sensor/Meter Specifications

Parameter	Sensor*	Measurement/ Concentration Range	Accuracy	Minimum Resolution	Display Resolution	Additional Information
Particulates	90° infrared light scattering	0 to 5000 µg/m ³	Greater of $\pm 10\%$ of reading or 0.2% full scale	10 µg/m ³	1 µg/m ³	Measures particle sizes: 10 µm or TSP (standard) or 1, 2.5, or 4 µm (optional) in the 0.1 to 100 µm size range
VOCs	PID (10.6 eV)	0 to 50,000 ppb (0 to 50 ppm)	Greater of $\pm 10\%$ of reading or 2% full scale	5 ppb	1 ppb	Minimum detection level is 0.01 ppm. Standard sensor
Toxic Gas: NH ₃ - Ammonia	Gas-sensing semiconductor (GSS) technology	0 to 100 ppm	Greater of $\pm 10\%$ of reading or 2% full scale	< 0.2 ppm	0.1 ppm	Optional sensor
Toxic Gas: CO ₂ - Carbon Dioxide	NDIR	0 to 5000 ppm	Greater of $\pm 10\%$ of reading or 2% full scale	50 ppm	1 ppm	Optional sensor
Toxic Gas: CO - Carbon Monoxide	Electrochemical	0 to 10,000 ppb (0 to 10 ppm)	Greater of $\pm 10\%$ of reading or 2% full scale	20 ppb	1 ppb	Optional sensor
Toxic Gas: Cl ₂ - Chlorine	Electrochemical	0 to 100 ppm	Greater of $\pm 10\%$ of reading or 2% full scale	< 0.2 ppm	0.1 ppm	Optional sensor
Toxic Gas: (C ₂ H ₄ O) - Ethylene Oxide	Electrochemical	0 to 1500 ppm	Greater of $\pm 10\%$ of reading or 2% full scale	8 ppm	1 ppm	Optional sensor
Toxic Gas: Hydrocarbon, CH ₄ - Methane-specific	NDIR	0 to 1% Vol., 0 to 10,000 ppm, 0 to 20% LEL	Greater of $\pm 10\%$ of reading or 2% full scale	± 50 ppm or 0.1% LEL	50 ppm/ 0.1% LEL	Optional sensor
Toxic Gas: (Non-methane) Hydrocarbons (HC)	NDIR	Calibrated for 0 to 20% LEL of selected gas	Greater of $\pm 10\%$ of reading or 2% full scale	± 50 ppm/ 0.1% LEL	50 ppm/ 0.1% LEL	Optional sensor - specify gas type when ordering: ethane, propane, butane, hexane, ethanol, ethylene, or ethylene oxide
Toxic Gas: HCl - Hydrogen Chloride	Electrochemical	0 to 100 ppm	Greater of $\pm 10\%$ of reading or 2% full scale	< 0.2 ppm	0.1 ppm	Optional sensor
Toxic Gas: HCN - Hydrogen Cyanide	Electrochemical	0 to 100 ppm	Greater of $\pm 10\%$ of reading or 2% full scale	< 0.2 ppm	0.1 ppm	Optional sensor
Toxic Gas: H ₂ S - Hydrogen Sulfide	Electrochemical	0 to 25 ppm	Greater of $\pm 10\%$ of reading or 2% full scale	< 0.15 ppm	0.1 ppm	Optional sensor
Toxic Gas: NO - Nitric Oxide	Electrochemical	0 to 100 ppm	Greater of $\pm 10\%$ of reading or 2% full scale	< 0.2 ppm	0.1 ppm	Optional sensor
Toxic Gas: NO ₂ - Nitrogen Dioxide	Electrochemical	0 to 5000 ppb (0 to 5 ppm)	Greater of $\pm 10\%$ of reading or 2% full scale	5 ppb	1 ppb	Optional sensor
Toxic Gas: O ₂ - Oxygen	Electrochemical	0 to 30% Vol	Greater of $\pm 10\%$ of reading or 2% full scale	0.6%	0.1%	Optional sensor
Toxic Gas: O ₃ - Ozone	Gas-sensing semiconductor (GSS) technology	0 to 150 ppb (0 to 0.15 ppm), 0 to 500 ppb (0 to 0.5 ppm)	Greater of $\pm 10\%$ of reading or 2% full scale	1 ppb	1 ppb	Optional sensor
Toxic Gas: PH ₃ - Phosphine	Electrochemical	0 to 100 ppm	Greater of $\pm 10\%$ of reading or 2% full scale	< 0.2 ppm	0.1 ppm	Optional sensor
Toxic Gas: SO ₂ - Sulfur Dioxide	Electrochemical	0 to 5000 ppb (0 to 5 ppm) for ambient applica- tions	Greater of $\pm 10\%$ of reading or 2% full scale	5 ppb	1 ppb	Optional sensor

* Not approved for intrinsically safe applications; do not use in explosive gas environments.

Specifications continued on next page 



SKC Inc. 724-941-9701 SKC West 714-992-2780 SKC Gulf Coast 281-859-8050 SKC South 434-852-7148
www.skcinc.com

HAZ-SCANNER EPAS

Wireless Environmental Perimeter Air Station

HAZ-SCANNER EPAS Sensor/Meter Specifications (con't)

Parameter	Sensor*	Measurement/ Concentration Range	Accuracy	Minimum Resolution	Display Resolution	Additional Information
Rain Fall/ Precipitation	Rain gauge (heated, tipping bucket)	0 to 5 inches daily	± 1% at 2 in/hr	0.01 in	0.01 in/inp	Optional meter
Temperature	NTC thermister	-4 to 140 F (-20 to 50 C)	Greater of ± 3% degree F or C of reading	1 degree F or C	1 degree F or C	Standard sensor
Relative Humidity (RH)	Thin-film capacitive	0 to 100% RH	± 2% RH	1% RH	1% RH	Standard sensor
Solar Radiance Intensity	Photodiode	1110 watts/ square meter (W/m ²)	+ 5% of full scale (reference Eppley PSP at 1000 W/m ²)	1 W/m ²	1 W/m ²	Optional meter
Sound and Noise	Type 2 SLM	30 to 130 deci- bels (dB)	± 1.5 dB	0.1 dB	1 dB	Optional meter
Atomic Radiation	Geiger counter	1 to 19,999 counts per minute (cpm) or 0.001 to 100 milliRad/hr	± 10% Typical ± 15% Max.	1 cpm or .001 mR/hr	1 cpm or .001 mR/hr	Optional meter
ELF Radiation	Sensor with single- axis probe	1 to 200 gauss (G)	± 10% or 5% FS	1 G	1 G	Optional meter
Wind Speed/ Direction	3-cut anemometer/ continuous rotation potentiometric wind direction vane	0 to 125 mph 5 to 355°	± 1 mph or ± 3% ± 3°	1 mph/1°	1 mph/1°	Standard sensor
Barometric Pressure	Piezo resistive	28.25 to 30.75 in Hg	± 0.09 in Hg	0.01 in Hg	0.01 in Hg	Optional sensor
Dew Point Temperature	Software calcula- tion from RH and temperature	3.2 to 122 F (-15 to 50 C)	± 3 F	1 F	1 F	Optional meter - software calculated
Wet Bulb Temperature	Capaculated therm- ister with wick	3.2 to 122 F (-15 to 50 C)	± 3 F	1 F	1 F	Optional meter - one meter

* Not approved for intrinsically safe applications; do not use in explosive gas environments.



SKC Inc 724-941-5701 SKC West 714-992-2780 SKC Gulf Coast 281-859-8050 SKC South 434-852-7148
www.skcinc.com

Calibration Certificate for Haz-scanner



SYSTEM HEALTH CHECK REPORT

Information

Instrument----- Hazscanner
Model----- EPAS
Serial number----- 915081
Unit Sensor----- CO, NO₂, CO₂, SO₂
PM₁₀, PM_{2.5}
Customer----- Eguard
Date----- 2024 August 10th

Check List

Physical Check----- OK
Supply Voltage Check----- OK
PM 10 Air Flow Check----- OK
PM2.5 Air Flow Check----- OK
Internal Backup Battery Voltage Check----- OK
NO2 Sensor Health Check----- Moderate
CO₂,SO₂,CO Sensor Health Check----- Still Good
Lithium Battery Voltage Check----- Not OK
Data Logging Check----- OK
Data Downloading Check----- OK

Recommend

Need to replace Lithium battery.
Need to replace new acid gas scrubber (every 6 months).
Need to replace internal filters (every 6 months).
Need to perform factory calibration or in-field calibration (every 12 months).

Performed by

Phoe Saw Htoo
Technical Service Engineer
NANOVA CO.,LTD

Approved by

Myo Oo
Technical Service Manager
NANOVA CO.,LTD

Yangon
Nay Pyi Taw
Mandalay
Email

22-A, Shan Yeiktar Street, Sanchaung Township, Tel: +95 (1) 230 4901, 230 4902
Za /30, Ziwaka Say Sine Tan, Tha Phay Khone, Pyinmanar Tel 067 810 8083
153(B), 73rd Street, Bet 33x34 Street, ChanAye Tharzan Tsp. Tel 09 791 360000
contact@nanovapteltd.com Website: www.nanova-scientific.com
helpline 09 421 360000 , 09 451 360000

SYSTEM HEALTH CHECK REPORT

Information

Instrument-----	Hazscanner
Model-----	EPAS
Serial number-----	918192
Unit Sensor-----	CO, NO ₂ , CO ₂ , VOC, SO ₂ , PM ₁₀ , PM _{2.5}
Customer-----	Eguard
Date-----	2025 January 15 th

Check List

Physical Check-----	OK
Supply Voltage Check-----	OK
PM 10 Air Flow Check-----	OK
PM2.5 Air Flow Check-----	OK
Internal Backup Battery Voltage Check-----	OK
NO2 Sensor Health Check-----	Moderate
CO ₂ ,SO ₂ ,CO Sensor Health Check-----	Still Good
Lithium Battery Voltage Check-----	Not OK
Data Logging Check-----	OK
Data Downloading Check-----	OK

Recommend

- Need to replace Lithium battery.
- Need to replace new acid gas scrubber (every 6 months).
- Need to replace internal filters (every 6 months).
- Need to perform factory calibration or in-field calibration (every 12 months).

Performed by




Phoe Saw Htoo
Technical Service Engineer
NANOVA CO.,LTD

Approved by



Myo Oo
Technical Service Manager
NANOVA CO.,LTD

Calibration Certificate for Sound Level Meter



SCIENCE WORKSHOP

CALIBRATION CERTIFICATE

Submitted by : e guard Environmental Services
 No.(145-A2-3), Thiri Mingalar Street, Ward No.(4), 8th Mile,
 Mayangone Township, Yangon 11062, Myanmar.

Location : U Soe Min (Director)

Instrument : Digital Sound Level Meter (BENETECH, GM 1356)
 Sr No. GG: 2439187 (30dB – 130dB)

Instrument Reference No.: eg – DSLM – 08

Test Equipment : Dual Trace Oscilloscope, Signal Generator and Digital Multimeter
 (7534-02, Yokogawa Japan)

Ambient Temperature : 24°C

Permissible Error : ± 1 % dB

Calibration Date : 21th January 2025 Next due date 21th January 2026

We certified that this instrument has been calibrated to JAPAN standard under the condition stated above .


1. Method of Calibration

Measure and compare the Frequency Linearity and Sound Level with above instrument and test instrument same source, the effect which the hall has on sound at the same time so that people can hear.

2. Result Calibration

Measurement	Instrument	Test Equipment	Correction
Frequency	31.5 Hz	31.5 Hz	-
	150 Hz	150 Hz	-
	500 Hz	500 Hz	-
	1 KHz	1 KHz	-
	6 KHz	6 KHz	-
Level	30 dB	30 dB	-
	60 dB	60 dB	-
	90 dB	90 dB	-
	100 dB	100 dB	-
	120 dB	120 dB	-
	130 dB	130 dB	-

This instrument is suitable for use and comply with standard given by manufacture.

Calibrated by: 

Ba Thein Sein
 Senior Skilled Technician
 SCIENCE EQUIPMENT (Lab) SERVICE



SCIENCE WORKSHOP CALIBRATION CERTIFICATE

Submitted by : e guard Environmental Services
No.(145-A2-3), Thiri Mingalar Street, Ward No.(4), 8th Mile,
Mayangone Township, Yangon 11062, Myanmar.

Location : U Soe Min (Director)

Instrument : Digital Sound Level Meter (BENETECH, GM 1356)
Sr No. GA: 2247224 (30dB – 130dB)

Instrument Reference No.: eg – DSLM – 07

Test Equipment : Dual Trace Oscilloscope, Signal Generator and Digital Multimeter
(7534-02, Yokogawa Japan)

Ambient Temperature : 24°C

Permissible Error : ± 1 % dB

Calibration Date : 21th January 2025 Next due date 21th January 2026

We certified that this instrument has been calibrated to JAPAN standard under the condition stated above .

1. Method of Calibration

Measure and compare the Frequency Linearity and Sound Level with above instrument and test instrument same source, the effect which the hall has on sound at the same time so that people can hear.

2. Result Calibration

Measurement	Instrument	Test Equipment	Correction
Frequency	31.5 Hz	31.5 Hz	-
	150 Hz	150 Hz	-
	500 Hz	500 Hz	-
	1 KHz	1 KHz	-
	6 KHz	6 KHz	-
Level	30 dB	30 dB	-
	60 dB	60 dB	-
	90 dB	90 dB	-
	100 dB	100 dB	-
	120 dB	120 dB	-
	130 dB	130 dB	-

This instrument is suitable for use and comply with standard given by manufacture.

Calibrated by: 

Ba Thein Sein
Senior Skilled Technician
SCIENCE EQUIPMENT (Lab) SERVICE

APPENDIX B

Field Photos

Air Monitoring Point at Sa Ka Village

(ASR4)

Lat- 21°23'48.591", Long- 95°23'0.849"

02.06.2025 to 03.06.2025



Air Monitoring Point at Hnan Village

(ASR3)

Lat- 21°22'17.565", Long- 95°23'18.116"

02.06.2025 to 03.06.2025



Air Monitoring Point at Gyoke Pin Village

(ASR5)

Lat- 21°24'21.888", Long- 95°21'07.381"

03.06.2025 to 04.06.2025



Air Monitoring Point at Nyaung Kan Village

(ASR14)

Lat- 21°21'58.048", Long- 95°20'51.346"

03.06.2025 to 04.06.2025





Sembcorp Myingyan Power Co., Ltd.

Environmental Monitoring Report (Air Quality Monitoring)



Prepared

Ref: 11.09.2025 to 13.09.2025 (Air Quality Report)



22nd September 2025

E Guard Environmental Services

Report Review Form

Report Title: Environmental Quality Monitoring Report in September 2025

For Sembcorp Myingyan Power Plant

Report Version:

Proponent:

Sembcorp Myingyan Power Plant

Prepared by;

E Guard Environmental Services Co., Ltd.

No. (145- A2- 3), Thiri Mingalar Street,



Ward No. (4), 8th Mile, Mayangone

Township, Yangon 11062, Myanmar.

Tel: 01 667953, Fax: 01 6667953,

info@eguardservices.com

Mobile +959 797005199

Prepared by: U Aung Moe Oo	Position: Assistant Consultant
Submitted Date: 22/09/2025	Signature: 
Checked by: U Aung Myint Myat	Position: Consultant
Checked Date: 22/09/2025	Signature: 

Approved by:



Table of Contents

List of Figures	ii
List of Tables	iii
1. INTRODUCTION	1
2. METHODOLOGY	1
2.1 Ambient Air Quality.....	1
2.2 Ambient Noise.....	1
3. MONITORING LOCATIONS.....	3
4. ENVIRONMENTAL QUALITY MONITORING RESULTS.....	4
4.1 Ambient Air Quality Monitoring Results.....	4
4.2 Wind Speed and Direction	12
4.3 Ambient Noise.....	16
APPENDIX A.....	21
APPENDIX B	30

List of Figures

Figure 3. 1 Location of Monitoring Points	3
Figure 4. 1 PM Monitoring Results at Sa Ka Village	4
Figure 4. 2 PM Monitoring Results at Hnan Village	4
Figure 4. 3 PM Monitoring Results at Gyoke Pin Village.....	5
Figure 4. 4 PM Monitoring Results at Nyaung Kan Village	5
Figure 4. 5 Fluctuation of Air Pollutants during dial cycle (Sa Ka Village)	5
Figure 4. 6 Fluctuation of Air Pollutants during dial cycle (Hnan Village)	6
Figure 4. 7 Fluctuation of Air Pollutants during dial cycle (Gyoke Pin Village).....	6
Figure 4. 8 Fluctuation of Air Pollutants during dial cycle (Nyaung Kan Village)	6
Figure 4. 9 Wind Speed and Wind Direction (Blowing From) at Sa Ka Village (ASR4).....	12
Figure 4. 10 Wind Class Frequency Distribution at Sa Ka Village (ASR4).....	12
Figure 4. 11 Wind Speed and Wind Direction (Blowing From) at Hnan Village (ASR3).....	13
Figure 4. 12 Wind Class Frequency Distribution at Hnan Village (ASR3).....	13
Figure 4. 13 Wind Speed and Wind Direction (Blowing From) at Gyoke Pin Village (ASR5)	14
Figure 4. 14 Wind Class Frequency Distribution at Gyoke Pin Village (ASR5)	14
Figure 4. 15 Wind Speed and Wind Direction (Blowing From) at Nyaung Kan Village (ASR14).....	15
Figure 4. 16 Wind Class Frequency Distribution at Nyaung Kan Village (ASR14).....	15
Figure 4. 17 Noise Level at near Sembcorp Myingyan Power Plant.....	17
Figure 4. 18 Noise Level at Sa Ka Village	18

List of Tables

Table 2. 1 Ambient Air Quality Parameters	1
Table 2. 2 Air Quality Guideline Values	1
Table 2. 3 Noise level monitoring.....	2
Table 2. 4 Equipment used to measure ambient air and noise measurement	2
Table 3. 1 Location of Monitoring Points.....	3
Table 4. 1 Observed Ambient Air Quality Results from Selected Points.....	4
Table 4. 2 Air Monitoring Results (Sa Ka Village).....	8
Table 4. 3 Air Monitoring Results (Hnan Village).....	9
Table 4. 4 Air Monitoring Results (Gyoke Pin Village).....	10
Table 4. 5 Air Monitoring Results (Nyaung Kan Village)	11
Table 4. 6 Observed Values of Noise Level Measurement at near Sembcorp Myingyan Power Plant	16
Table 4. 7 Observed Values of Noise Level Measurement at Sa Ka Village	17
Table 4. 8 Observed Ambient Noise level Results from Myingyan Power Plant.....	18
Table 4. 9 Observed Ambient Noise level Results from Sa Ka Village	18
Table 4. 10 National Environmental Quality (Emission) Guidelines Values for Noise Level	20

1. INTRODUCTION

This report is environmental monitoring (only air and noise quality monitoring) for Sembcorp Myingyan Power Plant which is located beside of Myingyan – Nyaung-Oo Road, near the Sa Ka village in Mandalay Region.

2. METHODOLOGY

Baseline environmental parameters and sampling locations were defined according to the objectives for environmental monitoring purposes. Locations for sampling and analysis of ambient air quality of the project site were identified by Sembcorp Myingyan Power Co.,Ltd.

2.1 Ambient Air Quality

The emissions of dust particles and gases were measured for 24hrs continuously at the selected sites by using the Environmental Perimeter Air Station (EPAS), and EPAS provides direct readings in real time with data-logging capabilities. The monitoring results were compared with National Environmental Quality (Emission) Guideline (NEQG), World Health Organization (WHO) and American Conference of Governmental Industrial Hygienists (ACGIH) guidelines.

Table 2. 1 Ambient Air Quality Parameters

<i>Ambient Air Quality (4 locations)</i>	
Gas Emission	CO, CO ₂ , SO ₂ , NO ₂
Dust Emission	PM ₁₀ , PM _{2.5}

Table 2. 2 Air Quality Guideline Values

Parameters	Guidelines Value	Unit	Organization	Averaging Period
PM ₁₀	50	µg/m ³	NEQ	24hrs
PM _{2.5}	25	µg/m ³	NEQ	24hrs
CO	9	ppm	NAAQS	8hrs
CO ₂	5000	ppm	ACGIH	8hrs
SO ₂	20	µg/m ³	NEQ	24hrs
NO ₂	200	µg/m ³	NEQ	24hrs

Source: Myanmar National Environmental Quality (Emission) Guidelines, December 2015 & Air quality guidelines global update. 2005. World Health Organization.

2.2 Ambient Noise

Noise level LAeq (dBA) will be measured at the selected locations that can reflect the exposure of the nearest local community and sensitive locations. Duration and frequency were measured for 24hrs continuously at the selected site using the Noise Meter.

The monitoring procedures, data analysis and interpretation were carried out in accordance with the instrument's manufacture and National Environmental Quality (Emission) Guidelines, World Health Organization (WHO) and International Finance Corporation (IFC guidelines in order to be in line with Environmental Conservation Department, Ministry of Natural Resources and Environment Conservation (MONREC). "National Environmental Quality

(Emission) Guidelines" for Myanmar was also presented the value of noise level as LAeq (dBA).

Table 2. 3 Noise level monitoring

Noise monitoring (2 locations)	
Noise Emission	LAeq (dBA) (1hrs, 24 hrs.)

Equipment used to measure ambient air and noise measurement are shown below (Table 2. 4).

Table 2. 4 Equipment used to measure ambient air and noise measurement

<p>Davis Vantage Pro2 Wireless Weather Station</p> <p>Provides detailed current weather conditions and expanded forecasts - all at a glance!</p> <p>The Vantage Pro2 uses a frequency-hopping spread spectrum radio from 902 MHz to 928 MHz to transmit and receive data up to 1,000' (300m) line of sight. In addition, the weather station features a bubble level, improved anemometer base, redesigned wind cups, and factory-calibrated wind direction. The integrated sensor suite combines temperature and humidity sensors, rain collector with an aluminum-plated tipping bucket, and anemometer into one package for easy setup. Measure inside and outside temperature and humidity, heat index, barometric pressure, dew point, rainfall, wind direction and speed, and wind chill.</p>	
<p>Haz-Scanner EPAS</p> <p>PM₁₀, PM_{2.5}, NO₂, SO₂, CO, CO₂, Temperature, and Relative Humidity</p>	
<p>Digital Sound Level Meter</p> <p>Noise and Vibration</p>	

3. MONITORING LOCATIONS

Locations of sampling sites were identified by Sembcorp Myingyan Power Co,ltd. Air quality was monitored at the four selected locations that are Sa Ka Village (ASR4), Hnan Village (ASR3), Gyoke Pin Village (ASR 5) and Nyaung Kan Village (ASR 14).

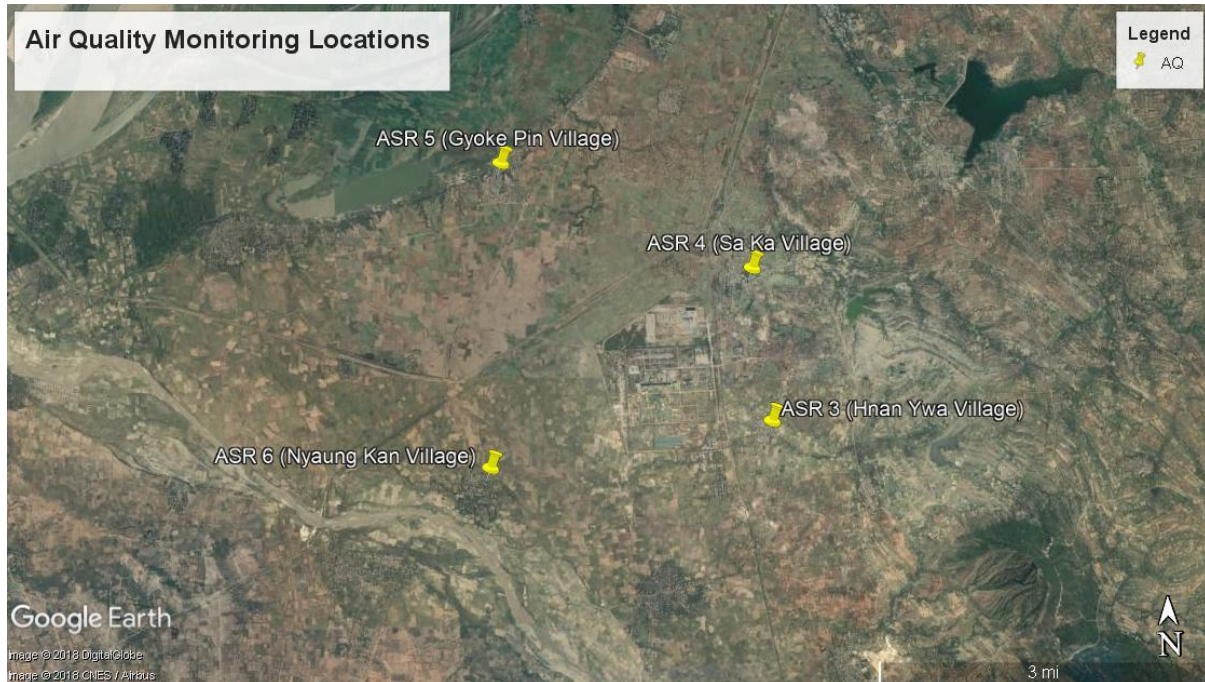


Figure 3. 1 Location of Monitoring Points

Table 3. 1 Location of Monitoring Points

Locations No.	Points	Coordinate	Locations
Ambient Air Quality and Noise Monitoring Locations			
1	ASR4	Lat- 21°23'48.591", Long- 95°23'0.849"	Sa Ka Village
2	ASR3	Lat- 21°22'17.565", Long- 95°23'18.116"	Hnan Village
3	ASR5	Lat- 21°24'21.888", Long- 95°21'7.381"	Gyoke Pin Village
4	ASR14	Lat- 21°21'44.570", Long- 95°20'55.035"	Nyaung Kan Village

4. ENVIRONMENTAL QUALITY MONITORING RESULTS

4.1 Ambient Air Quality Monitoring Results

24 hours air quality monitoring was done at each selected location from 11th September 2025 to 13th September 2025. The measured results are compared with national emission guidelines. Based on the results of air quality monitoring, all the parameters are within the guidelines.

Table 4. 1 Observed Ambient Air Quality Results from Selected Points

Parameters	Observed Value				Guidelines Value	Unit	Averaging Period
	ASR4	ASR3	ASR5	ASR14			
PM ₁₀	10.86	11.00	12.49	9.16	50	µg/m ³	24hrs
PM _{2.5}	5.38	5.52	6.39	4.67	25	µg/m ³	24hrs
CO	0.0028	0.003	0.0029	0.0023	9	ppm	8hrs
CO ₂	360.86	381.94	369.44	343.08	5000	ppm	8hrs
SO ₂	5.24	4.72	6.80	4.98	20	µg/m ³	24hrs
NO ₂	5.42	7.10	6.69	7.16	200	µg/m ³	1hrs

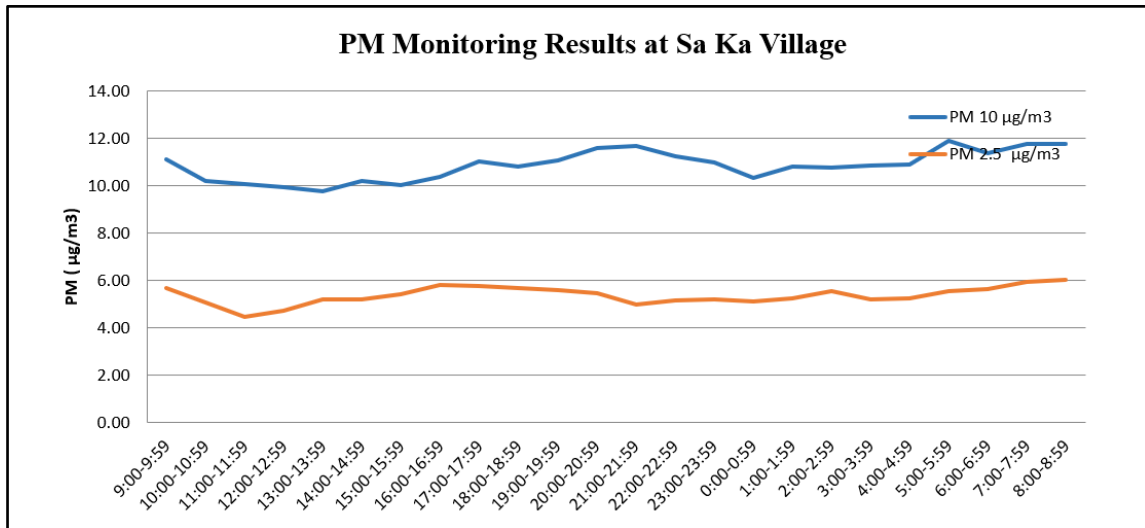


Figure 4. 1 PM Monitoring Results at Sa Ka Village

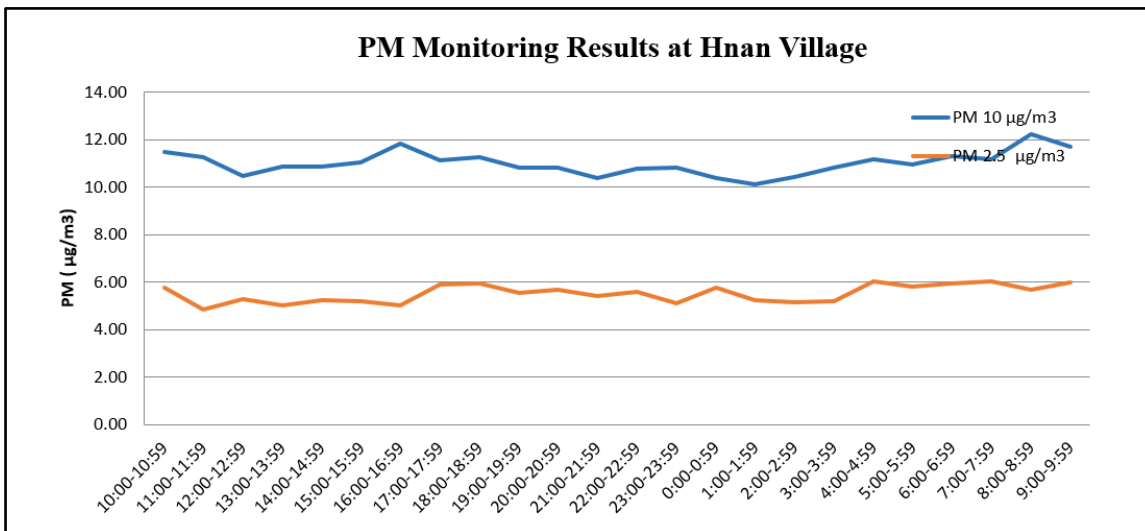


Figure 4. 2 PM Monitoring Results at Hnan Village

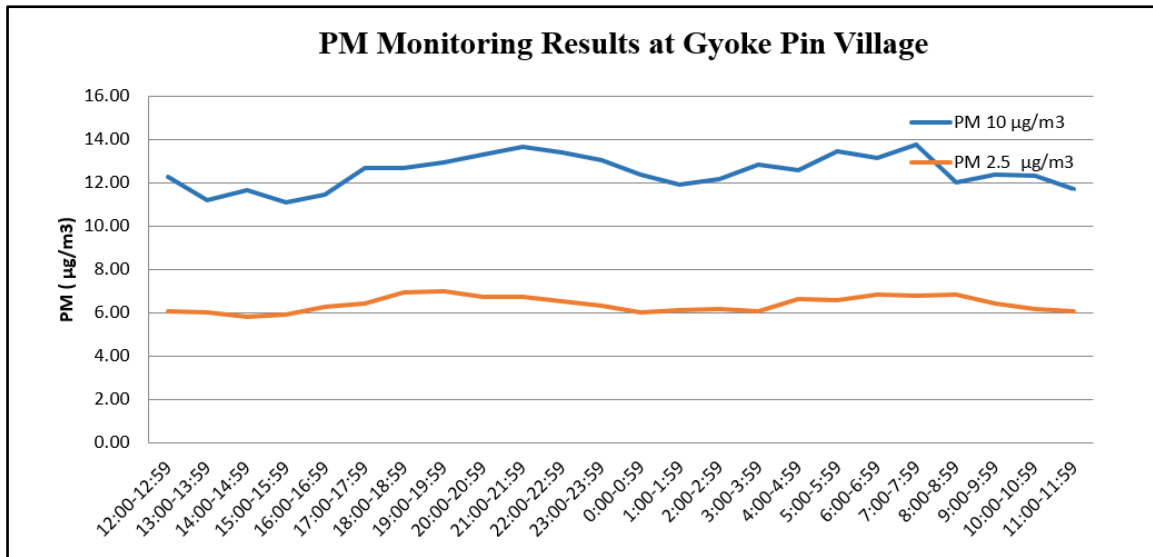


Figure 4. 3 PM Monitoring Results at Gyoke Pin Village

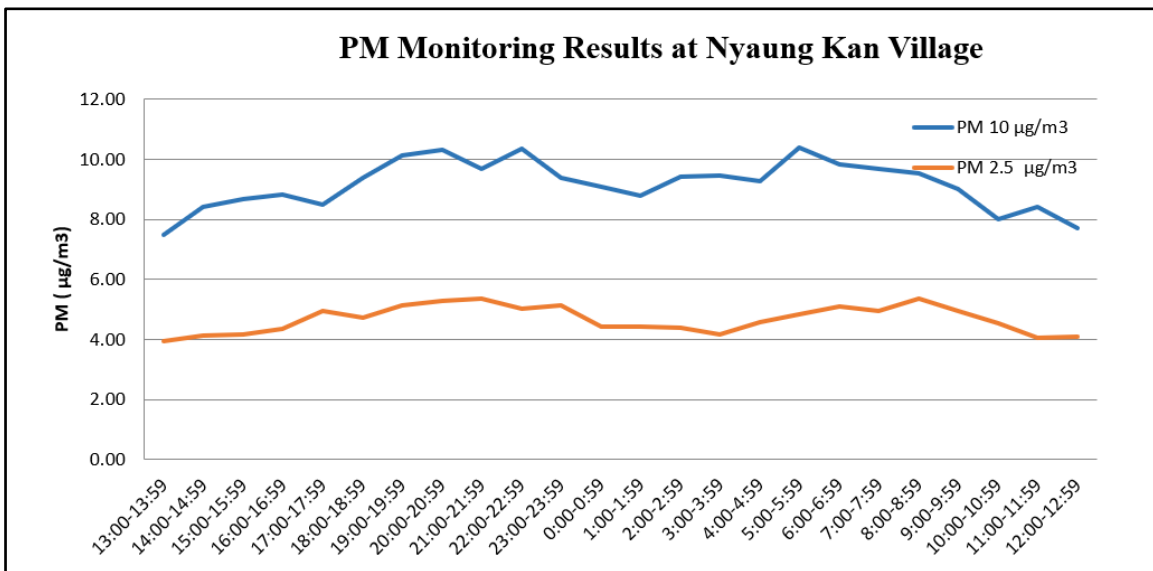


Figure 4. 4 PM Monitoring Results at Nyaung Kan Village

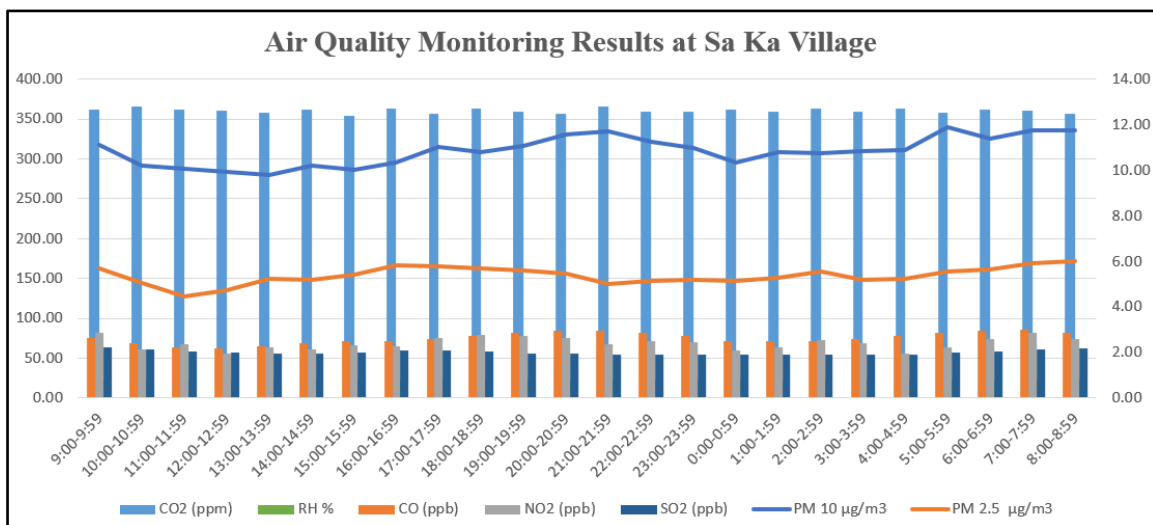


Figure 4. 5 Fluctuation of Air Pollutants during dial cycle (Sa Ka Village)

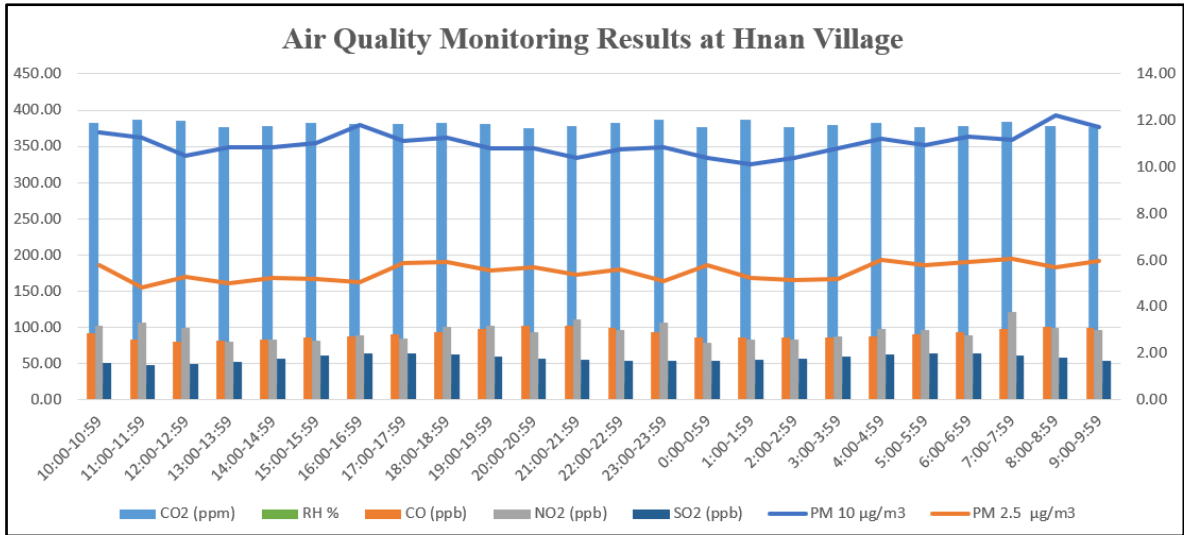


Figure 4. 6 Fluctuation of Air Pollutants during dial cycle (Hnan Village)

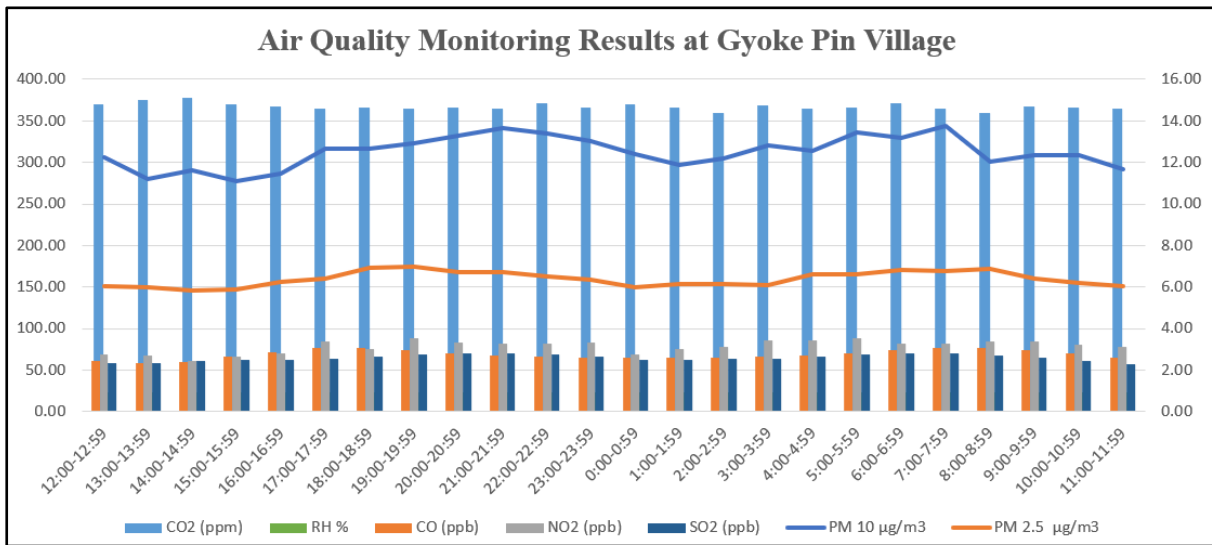


Figure 4. 7 Fluctuation of Air Pollutants during dial cycle (Gyoke Pin Village)

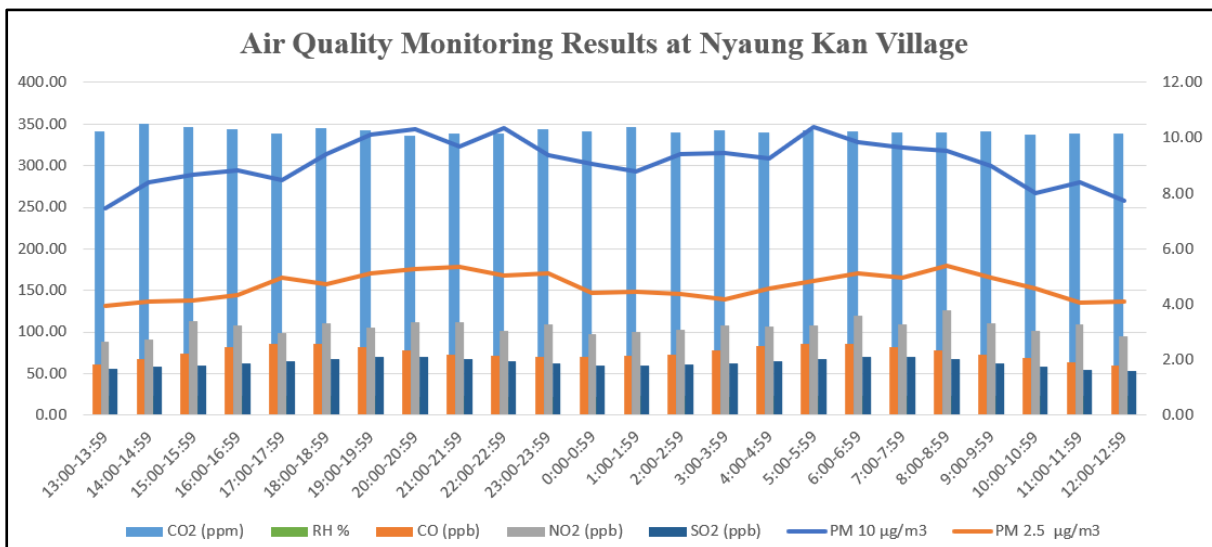


Figure 4. 8 Fluctuation of Air Pollutants during dial cycle (Nyaung Kan Village)

Detail results with one-hour interval of pollutants are shown in **Table 4. 2** to **Table 4. 5**. All results are under the Myanmar National Environmental Quality (emission) Guidelines. So, Sembcorp Myingyan Power Plant is acceptable for environment.

Table 4. 2 Air Monitoring Results (Sa Ka Village)

Date	Time		CO ₂ (ppm)	CO (ppb)	NO ₂ (ppb)	PM ₁₀ µg/m ³	PM _{2.5} µg/m ³	RH %	SO ₂ (ppb)
11.09.2025	9:00-9:59	Average	361.69	2.65	2.88	11.12	5.68	23.24	2.21
11.09.2025	10:00-10:59	Average	365.31	2.41	2.12	10.20	5.08	23.18	2.15
11.09.2025	11:00-11:59	Average	361.90	2.24	2.39	10.09	4.48	23.19	2.05
11.09.2025	12:00-12:59	Average	360.39	2.20	1.93	9.95	4.75	23.09	2.00
11.09.2025	13:00-13:59	Average	358.13	2.29	2.22	9.78	5.22	23.13	1.94
11.09.2025	14:00-14:59	Average	361.89	2.43	2.14	10.21	5.20	23.10	1.94
11.09.2025	15:00-15:59	Average	354.31	2.49	2.34	10.03	5.44	23.12	2.00
11.09.2025	16:00-16:59	Average	363.23	2.52	2.30	10.37	5.81	23.18	2.07
11.09.2025	17:00-17:59	Average	356.96	2.61	2.65	11.02	5.79	23.03	2.08
11.09.2025	18:00-18:59	Average	362.89	2.73	2.76	10.82	5.70	23.00	2.04
11.09.2025	19:00-19:59	Average	359.33	2.87	2.71	11.07	5.58	23.09	1.97
11.09.2025	20:00-20:59	Average	356.88	2.98	2.64	11.58	5.48	22.84	1.94
11.09.2025	21:00-21:59	Average	365.77	2.96	2.38	11.70	5.01	22.94	1.91
11.09.2025	22:00-22:59	Average	359.55	2.88	2.49	11.26	5.15	22.89	1.91
11.09.2025	23:00-23:59	Average	359.42	2.73	2.44	10.99	5.20	23.09	1.91
12.09.2025	0:00-0:59	Average	361.92	2.50	2.08	10.34	5.14	22.90	1.91
12.09.2025	1:00-1:59	Average	359.44	2.52	2.22	10.81	5.27	23.17	1.90
12.09.2025	2:00-2:59	Average	363.34	2.52	2.53	10.75	5.56	23.14	1.90
12.09.2025	3:00-3:59	Average	359.09	2.61	2.39	10.85	5.21	23.12	1.91
12.09.2025	4:00-4:59	Average	363.14	2.73	1.97	10.91	5.24	23.04	1.93
12.09.2025	5:00-5:59	Average	358.31	2.87	2.24	11.91	5.54	23.13	1.99
12.09.2025	6:00-6:59	Average	361.53	2.98	2.61	11.38	5.64	23.13	2.04
12.09.2025	7:00-7:59	Average	360.93	2.98	2.86	11.77	5.93	23.22	2.13
12.09.2025	8:00-8:59	Average	356.83	2.85	2.59	11.75	6.02	23.15	2.20
Average			360.51	2.65	2.41	10.86	5.38	23.09	2.00
1 hour Minimum			354.31	2.20	1.93	9.78	4.48	22.84	1.90
1 hour Maximum			365.77	2.98	2.88	11.91	6.02	23.24	2.21

Table 4. 3 Air Monitoring Results (Hnan Village)

Date	Time		CO ₂ (ppm)	CO (ppb)	NO ₂ (ppb)	PM ₁₀ µg/m ³	PM _{2.5} µg/m ³	RH %	SO ₂ (ppb)
11.09.2025	10:00-10:59	Average	383.03	2.88	3.18	11.50	5.77	22.98	1.61
11.09.2025	11:00-11:59	Average	387.49	2.62	3.34	11.25	4.86	22.88	1.52
11.09.2025	12:00-12:59	Average	386.15	2.50	3.12	10.47	5.27	22.86	1.53
11.09.2025	13:00-13:59	Average	377.07	2.55	2.49	10.86	5.03	22.58	1.64
11.09.2025	14:00-14:59	Average	377.73	2.61	2.62	10.86	5.22	22.73	1.77
11.09.2025	15:00-15:59	Average	382.79	2.68	2.54	11.05	5.20	22.69	1.92
11.09.2025	16:00-16:59	Average	380.33	2.73	2.80	11.82	5.04	22.82	2.01
11.09.2025	17:00-17:59	Average	380.90	2.82	2.64	11.12	5.88	22.77	2.01
11.09.2025	18:00-18:59	Average	381.97	2.93	3.14	11.28	5.93	22.94	1.95
11.09.2025	19:00-19:59	Average	380.48	3.06	3.18	10.82	5.55	22.61	1.85
11.09.2025	20:00-20:59	Average	375.05	3.17	2.91	10.82	5.68	22.88	1.77
11.09.2025	21:00-21:59	Average	378.77	3.18	3.47	10.39	5.40	22.72	1.72
11.09.2025	22:00-22:59	Average	382.91	3.08	3.00	10.78	5.60	22.75	1.71
11.09.2025	23:00-23:59	Average	386.71	2.93	3.33	10.83	5.13	22.77	1.70
12.09.2025	0:00-0:59	Average	376.26	2.70	2.46	10.37	5.77	22.80	1.70
12.09.2025	1:00-1:59	Average	386.57	2.71	2.59	10.12	5.24	22.73	1.74
12.09.2025	2:00-2:59	Average	377.31	2.70	2.60	10.42	5.15	22.71	1.77
12.09.2025	3:00-3:59	Average	379.89	2.71	2.76	10.81	5.22	22.68	1.86
12.09.2025	4:00-4:59	Average	382.63	2.74	3.07	11.20	6.04	22.83	1.94
12.09.2025	5:00-5:59	Average	376.73	2.80	3.01	10.94	5.80	22.82	2.02
12.09.2025	6:00-6:59	Average	378.47	2.92	2.78	11.31	5.94	22.91	2.01
12.09.2025	7:00-7:59	Average	383.39	3.08	3.78	11.17	6.05	22.84	1.92
12.09.2025	8:00-8:59	Average	378.23	3.16	3.11	12.23	5.70	22.84	1.84
12.09.2025	9:00-9:59	Average	376.74	3.10	3.01	11.70	5.99	23.02	1.71
Average			380.73	2.85	2.95	11.00	5.52	22.80	1.80
1 hour Minimum			375.05	2.50	2.46	10.12	4.86	22.58	1.52
1 hour Maximum			387.49	3.18	3.78	12.23	6.05	23.02	2.02

Table 4. 4 Air Monitoring Results (Gyoke Pin Village)

Date	Time		CO ₂ (ppm)	CO (ppb)	NO ₂ (ppb)	PM ₁₀ µg/m ³	PM _{2.5} µg/m ³	RH %	SO ₂ (ppb)
12.09.2025	12:00-12:59	Average	370.40	2.45	2.74	12.26	6.05	23.45	2.32
12.09.2025	13:00-13:59	Average	375.18	2.35	2.72	11.18	5.99	23.28	2.36
12.09.2025	14:00-14:59	Average	378.05	2.40	2.46	11.64	5.81	23.42	2.45
12.09.2025	15:00-15:59	Average	369.72	2.63	2.68	11.08	5.91	23.29	2.49
12.09.2025	16:00-16:59	Average	367.53	2.88	2.82	11.47	6.27	23.46	2.52
12.09.2025	17:00-17:59	Average	364.17	3.07	3.41	12.68	6.42	23.23	2.56
12.09.2025	18:00-18:59	Average	366.05	3.08	3.02	12.67	6.93	23.14	2.65
12.09.2025	19:00-19:59	Average	364.41	2.97	3.52	12.91	7.00	23.16	2.74
12.09.2025	20:00-20:59	Average	366.08	2.83	3.36	13.27	6.74	23.19	2.79
12.09.2025	21:00-21:59	Average	364.71	2.71	3.31	13.65	6.73	23.07	2.80
12.09.2025	22:00-22:59	Average	371.51	2.65	3.30	13.41	6.51	23.10	2.74
12.09.2025	23:00-23:59	Average	365.80	2.61	3.34	13.01	6.34	22.96	2.66
13.09.2025	0:00-0:59	Average	370.15	2.60	2.78	12.38	6.00	22.89	2.51
13.09.2025	1:00-1:59	Average	366.00	2.60	3.01	11.90	6.13	22.98	2.51
13.09.2025	2:00-2:59	Average	359.46	2.61	3.14	12.18	6.16	23.14	2.53
13.09.2025	3:00-3:59	Average	369.12	2.65	3.43	12.82	6.07	23.09	2.56
13.09.2025	4:00-4:59	Average	365.18	2.71	3.46	12.57	6.61	23.18	2.65
13.09.2025	5:00-5:59	Average	366.25	2.82	3.56	13.46	6.59	23.05	2.75
13.09.2025	6:00-6:59	Average	371.46	2.97	3.26	13.16	6.84	23.19	2.82
13.09.2025	7:00-7:59	Average	364.77	3.08	3.31	13.75	6.76	23.17	2.79
13.09.2025	8:00-8:59	Average	359.66	3.08	3.37	12.01	6.86	23.30	2.72
13.09.2025	9:00-9:59	Average	366.82	2.97	3.39	12.35	6.41	23.47	2.59
13.09.2025	10:00-10:59	Average	365.50	2.80	3.22	12.33	6.19	23.39	2.45
13.09.2025	11:00-11:59	Average	364.21	2.63	3.10	11.69	6.05	23.41	2.32
Average			367.17	2.76	3.15	12.49	6.39	23.21	2.59
1 hour Minimum			359.46	2.35	2.46	11.08	5.81	22.89	2.32
1 hour Maximum			378.05	3.08	3.56	13.75	7.00	23.47	2.82

Table 4. 5 Air Monitoring Results (Nyaung Kan Village)

Date	Time		CO ₂ (ppm)	CO (ppb)	NO ₂ (ppb)	PM ₁₀ µg/m ³	PM _{2.5} µg/m ³	RH %	SO ₂ (ppb)
12.09.2025	13:00-13:59	Average	341.45	1.82	2.67	7.48	3.95	23.05	1.69
12.09.2025	14:00-14:59	Average	350.06	2.02	2.72	8.41	4.12	23.04	1.76
12.09.2025	15:00-15:59	Average	346.10	2.24	3.38	8.69	4.16	23.00	1.80
12.09.2025	16:00-16:59	Average	343.55	2.46	3.24	8.84	4.35	22.84	1.87
12.09.2025	17:00-17:59	Average	339.34	2.58	2.96	8.50	4.95	22.95	1.96
12.09.2025	18:00-18:59	Average	345.15	2.58	3.33	9.40	4.71	22.87	2.03
12.09.2025	19:00-19:59	Average	343.19	2.47	3.16	10.13	5.13	22.82	2.10
12.09.2025	20:00-20:59	Average	335.80	2.34	3.36	10.30	5.28	22.67	2.10
12.09.2025	21:00-21:59	Average	338.31	2.20	3.38	9.68	5.37	22.80	2.04
12.09.2025	22:00-22:59	Average	338.19	2.14	3.06	10.36	5.04	22.71	1.95
12.09.2025	23:00-23:59	Average	344.25	2.12	3.28	9.39	5.13	22.71	1.87
13.09.2025	0:00-0:59	Average	341.62	2.11	2.93	9.08	4.42	22.60	1.80
13.09.2025	1:00-1:59	Average	347.08	2.14	3.00	8.79	4.45	22.80	1.81
13.09.2025	2:00-2:59	Average	339.97	2.20	3.07	9.40	4.38	22.85	1.82
13.09.2025	3:00-3:59	Average	342.38	2.34	3.23	9.47	4.18	22.73	1.86
13.09.2025	4:00-4:59	Average	339.93	2.48	3.21	9.28	4.57	22.89	1.94
13.09.2025	5:00-5:59	Average	342.07	2.58	3.23	10.41	4.83	22.98	2.04
13.09.2025	6:00-6:59	Average	341.01	2.58	3.58	9.85	5.11	22.82	2.11
13.09.2025	7:00-7:59	Average	339.50	2.47	3.27	9.67	4.95	22.87	2.10
13.09.2025	8:00-8:59	Average	339.96	2.33	3.81	9.52	5.38	23.09	2.03
13.09.2025	9:00-9:59	Average	340.73	2.18	3.32	8.99	4.96	23.02	1.89
13.09.2025	10:00-10:59	Average	337.68	2.06	3.05	8.01	4.55	22.90	1.75
13.09.2025	11:00-11:59	Average	339.04	1.91	3.27	8.40	4.06	23.04	1.63
13.09.2025	12:00-12:59	Average	338.22	1.81	2.84	7.72	4.09	23.03	1.61
Average			341.44	2.26	3.18	9.16	4.67	22.88	1.90
1 hour Minimum			335.80	1.81	2.67	7.48	3.95	22.60	1.61
1 hour Maximum			350.06	2.58	3.81	10.41	5.38	23.09	2.11

4.2 Wind Speed and Direction

The following figure describes the wind speed and wind direction of the proposed project site on, 11th September 2025 to 13th September 2025 respectively. According to the data, the wind direction is following **Figure 4. 9** to **Figure 4. 16**.

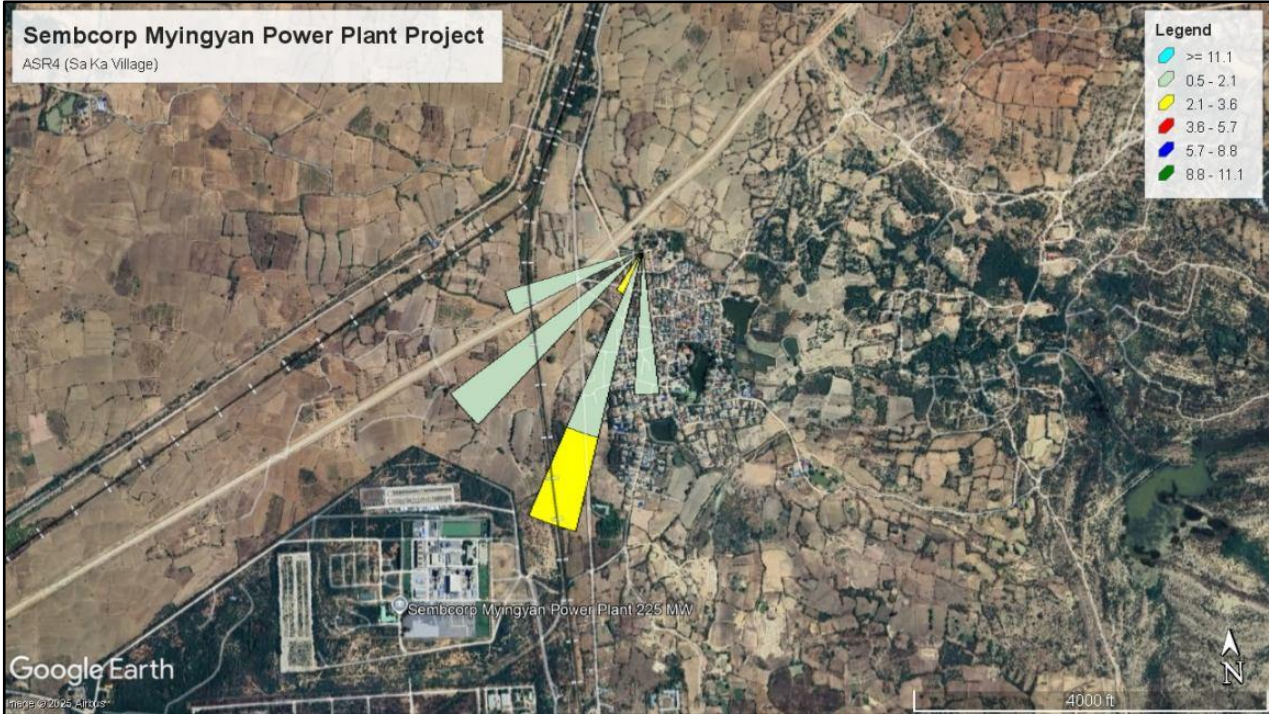


Figure 4. 9 Wind Speed and Wind Direction (Blowing From) at Sa Ka Village (ASR4)

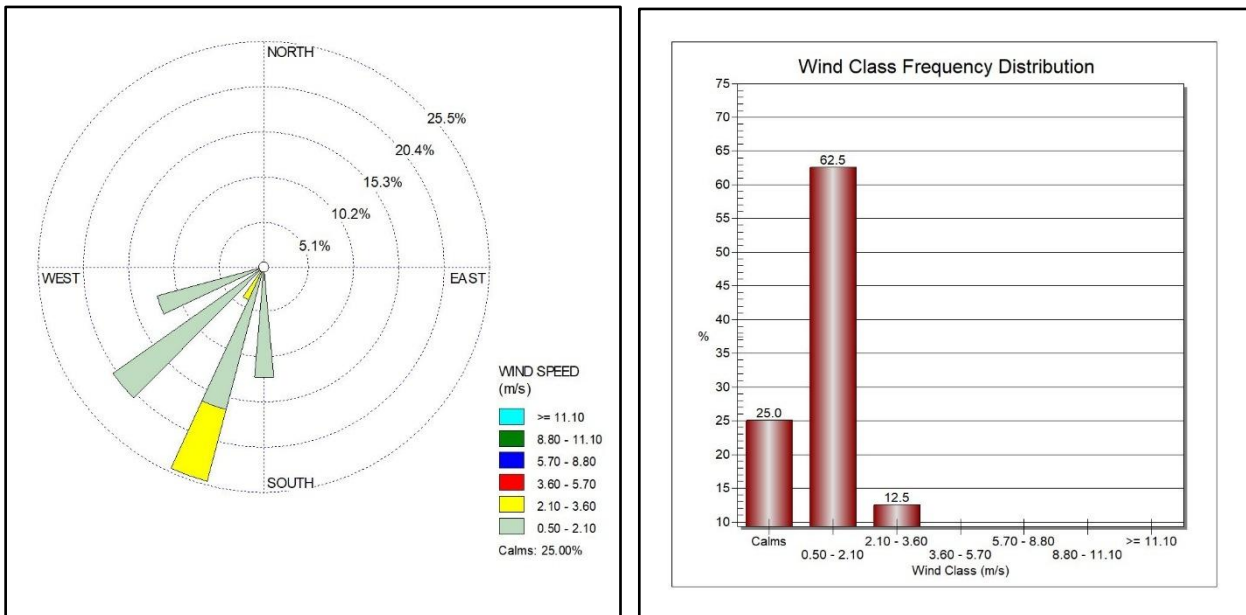


Figure 4. 10 Wind Class Frequency Distribution at Sa Ka Village (ASR4)



Figure 4. 11 Wind Speed and Wind Direction (Blowing From) at Hnan Village (ASR3)

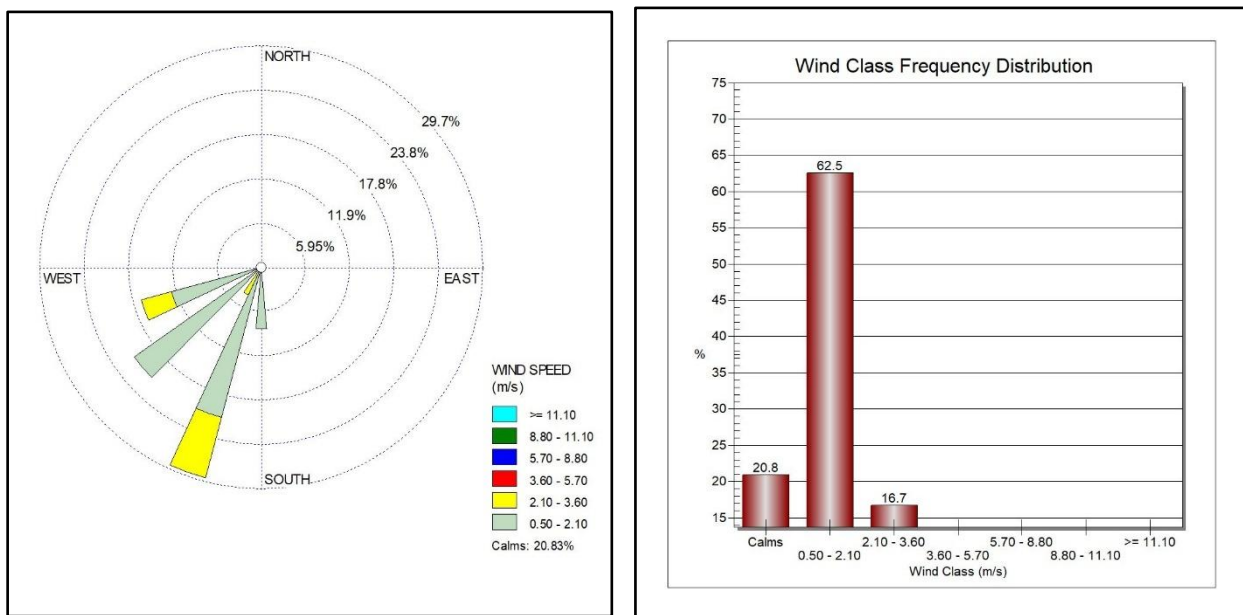


Figure 4. 12 Wind Class Frequency Distribution at Hnan Village (ASR3)

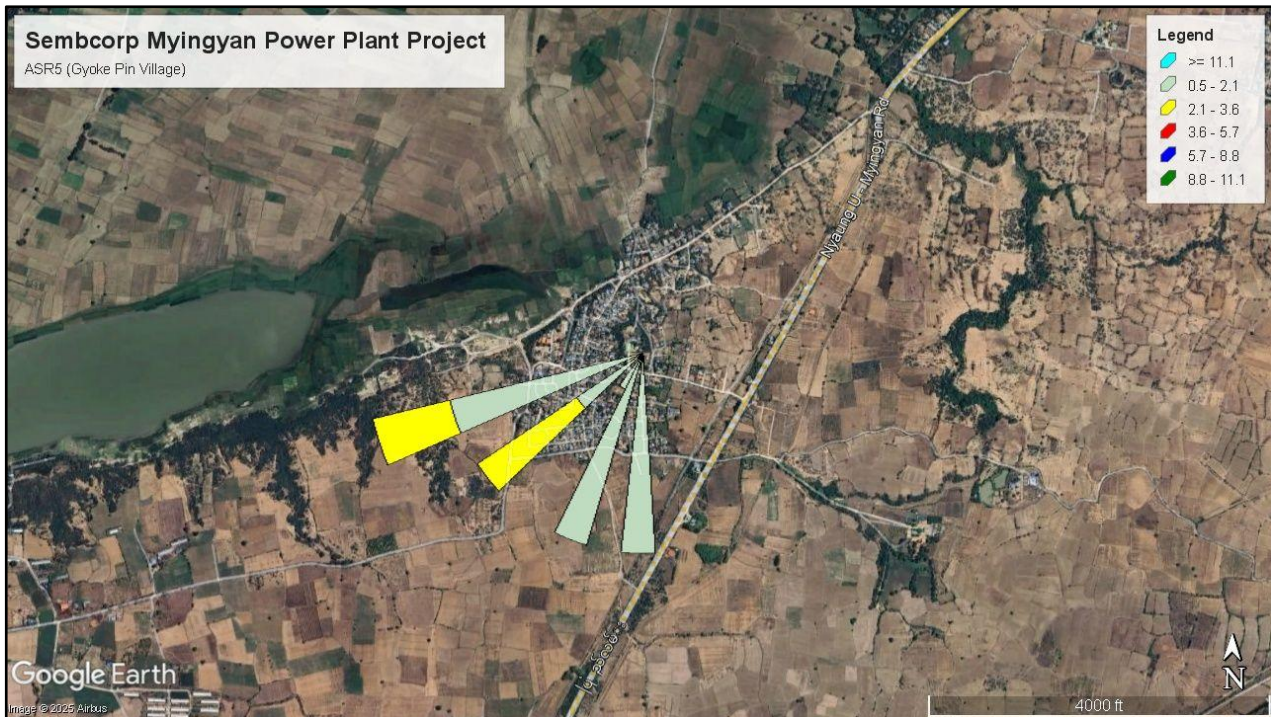


Figure 4. 13 Wind Speed and Wind Direction (Blowing From) at Gyoke Pin Village (ASR5)

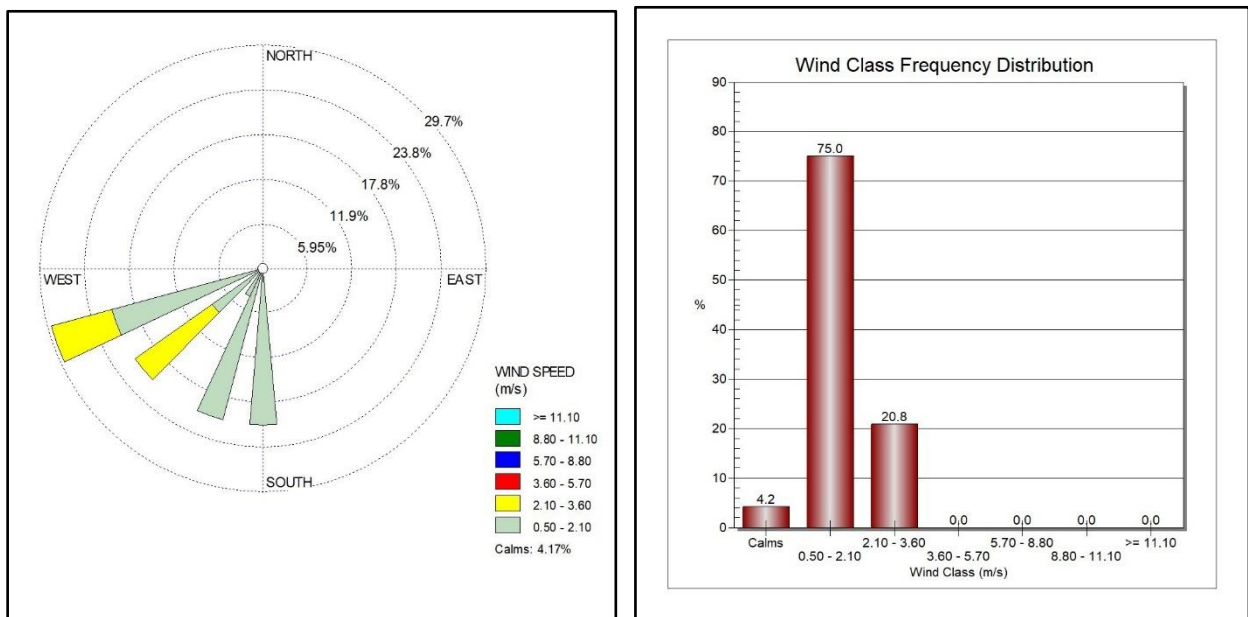


Figure 4. 14 Wind Class Frequency Distribution at Gyoke Pin Village (ASR5)

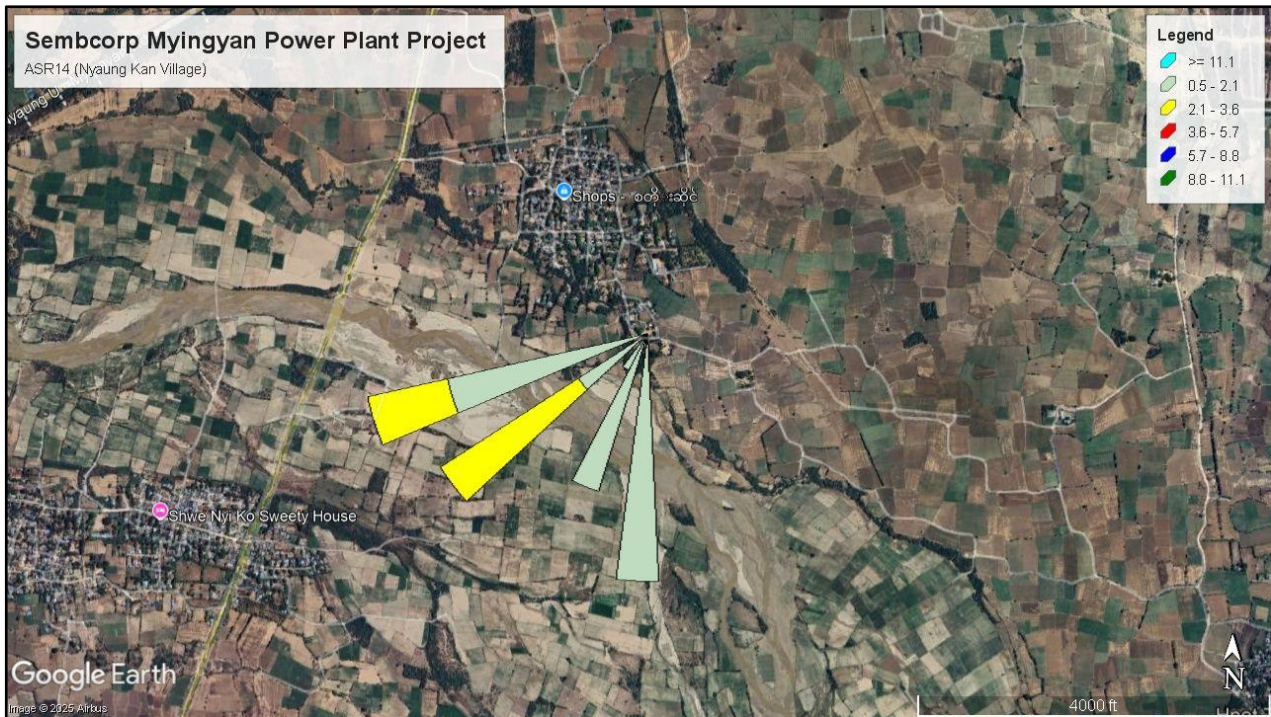


Figure 4. 15 Wind Speed and Wind Direction (Blowing From) at Nyaung Kan Village (ASR14)

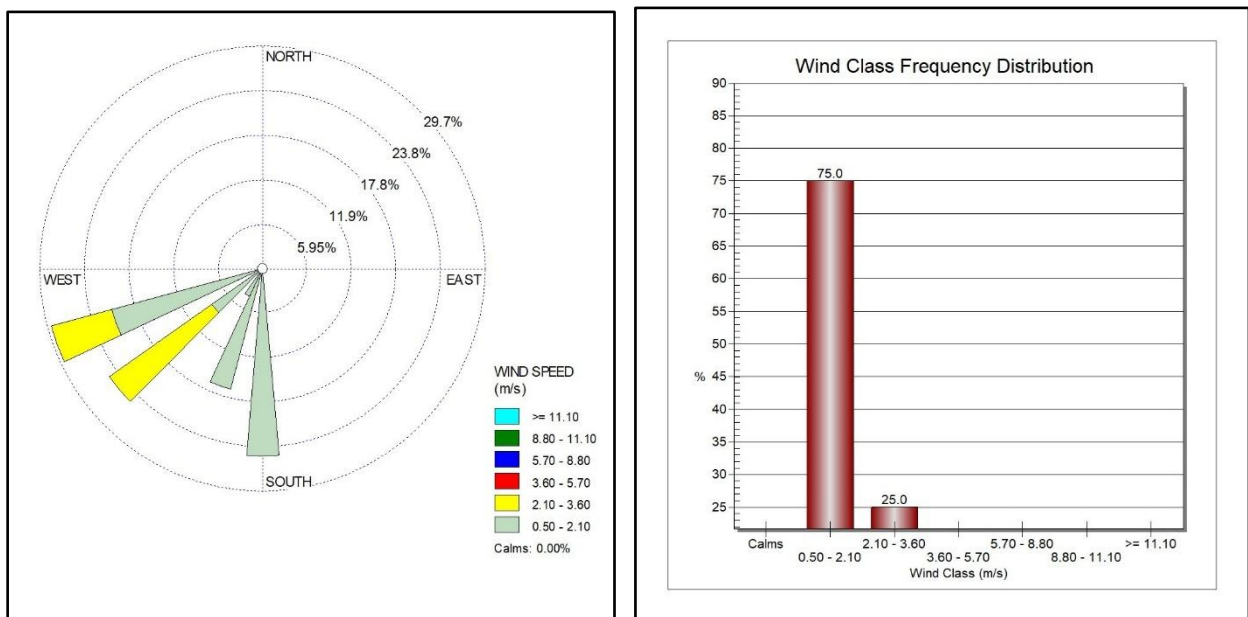


Figure 4. 16 Wind Class Frequency Distribution at Nyaung Kan Village (ASR14)

4.3 Ambient Noise

Ambient noise level for the proposed project was measured with Digital Sound Level Meter at the project site. The noise level measurement is conducted at Sembcorp Myingyan Power points: these points are nearly sembcorp myingyan power plant and air monitoring point at Sa Ka village on 11th September 2025 to 13th September 2025. Measuring period is 24 hours continuously. The observed values are described in **Table 4. 6 to Table 4. 9** and the following figures are noise level measurements at the proposed project.

Table 4. 6 Observed Values of Noise Level Measurement at near Sembcorp Myingyan Power Plant

No.	Date	Time	Observed Mean Value (Source)	Weight	Day/Night	Average
1	12.09.2025	7:00:44-7:59:44	68.47	A	Day	52.27
2	12.09.2025	8:00:44-8:59:44	61.80	A	Day	
3	12.09.2025	9:00:44-9:59:44	59.13	A	Day	
4	11.09.2025	10:00:44-10:59:44	65.26	A	Day	
5	11.09.2025	11:00:44-11:59:44	49.36	A	Day	
6	11.09.2025	12:00:44-12:59:44	44.64	A	Day	
7	11.09.2025	13:00:44-13:59:44	43.67	A	Day	
8	11.09.2025	14:00:44-14:59:44	42.49	A	Day	
9	11.09.2025	15:00:44-15:59:44	50.99	A	Day	
10	11.09.2025	16:00:44-16:59:44	51.62	A	Day	
11	11.09.2025	17:00:44-17:59:44	52.84	A	Day	
12	11.09.2025	18:00:44-18:59:44	49.13	A	Day	
13	11.09.2025	19:00:44-19:59:44	49.43	A	Day	
14	11.09.2025	20:00:44-20:59:44	47.38	A	Day	
15	11.09.2025	21:00:44-21:59:44	47.86	A	Day	
16	11.09.2025	22:00:44-22:59:44	47.89	A	Night	50.18
17	11.09.2025	23:00:44-23:59:44	44.42	A	Night	
18	12.09.2025	0:00:44-0:59:44	44.58	A	Night	
19	12.09.2025	1:00:44-1:59:44	42.37	A	Night	
20	12.09.2025	2:00:44-2:59:44	48.54	A	Night	
21	12.09.2025	3:00:44-3:59:44	54.52	A	Night	
22	12.09.2025	4:00:44-4:59:44	49.66	A	Night	
23	12.09.2025	5:00:44-5:59:44	50.05	A	Night	
24	12.09.2025	6:00:44-6:59:44	69.60	A	Night	
Average			51.49			

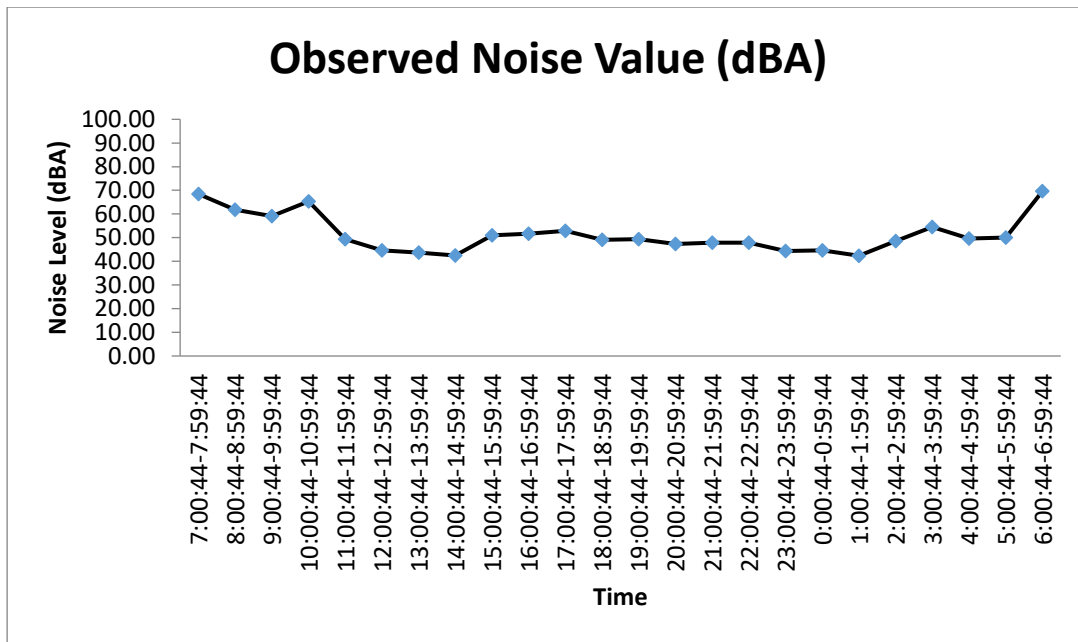


Figure 4. 17 Noise Level at near Sembcorp Myingyan Power Plant

Table 4. 7 Observed Values of Noise Level Measurement at Sa Ka Village

No.	Date	Time	Observed Mean Value (Source)	Weight	Day/Night	Average
1	12.09.2025	7:00:52-7:59:52	50.09	A	Day	49.44
2	12.09.2025	8:00:52-8:59:52	62.80	A	Day	
3	11.09.2025	9:00:52-9:59:52	49.36	A	Day	
4	11.09.2025	10:00:52-10:59:52	58.18	A	Day	
5	11.09.2025	11:00:52-11:59:52	48.18	A	Day	
6	11.09.2025	12:00:52-12:59:52	52.98	A	Day	
7	11.09.2025	13:00:52-13:59:52	51.14	A	Day	
8	11.09.2025	14:00:52-14:59:52	51.69	A	Day	
9	11.09.2025	15:00:52-15:59:52	47.61	A	Day	
10	11.09.2025	16:00:52-16:59:52	55.03	A	Day	
11	11.09.2025	17:00:52-17:59:52	55.37	A	Day	
12	11.09.2025	18:00:52-18:59:52	41.57	A	Day	
13	11.09.2025	19:00:52-19:59:52	41.59	A	Day	
14	11.09.2025	20:00:52-20:59:52	38.63	A	Day	
15	11.09.2025	21:00:52-21:59:52	37.44	A	Day	
16	11.09.2025	22:00:52-22:59:52	35.54	A	Night	43.16
17	11.09.2025	23:00:52-23:59:52	35.72	A	Night	
18	12.09.2025	0:00:52-0:59:52	34.71	A	Night	
19	12.09.2025	1:00:52-1:59:52	36.41	A	Night	
20	12.09.2025	2:00:52-2:59:52	43.97	A	Night	
21	12.09.2025	3:00:52-3:59:52	51.05	A	Night	

22	12.09.2025	4:00:52-4:59:52	50.04	A	Night	
23	12.09.2025	5:00:52-5:59:52	49.64	A	Night	
24	12.09.2025	6:00:52-6:59:52	51.36	A	Night	
Average			47.09			

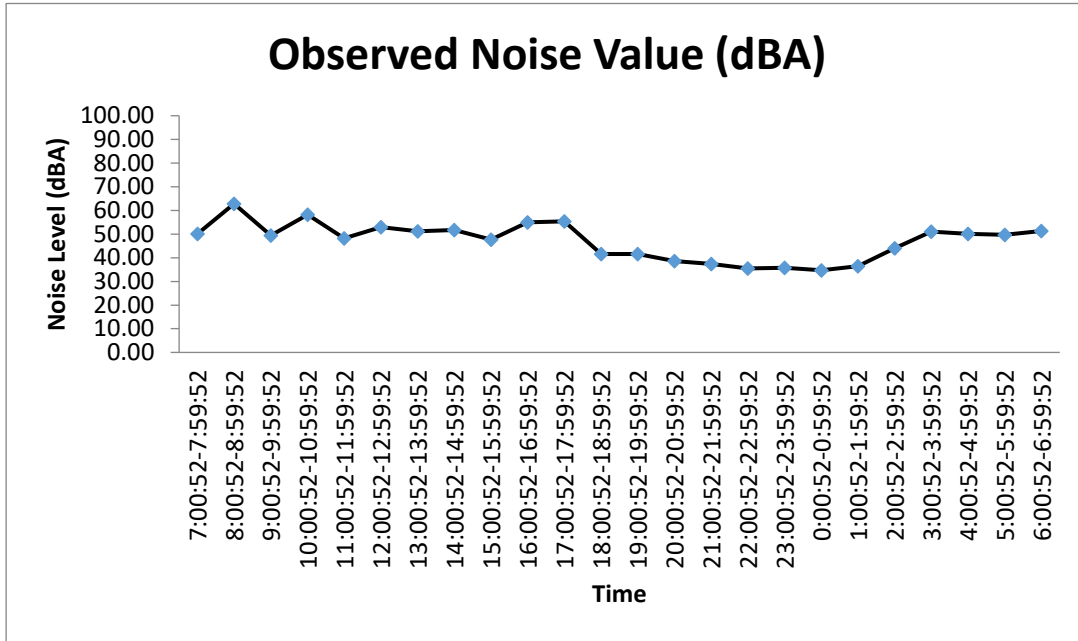


Figure 4. 18 Noise Level at Sa Ka Village

Table 4. 8 Observed Ambient Noise Level Results from Myingyan Power Plant

Point	Sembcorp Myingyan Power Plant	
	Day Time	Nighttime
Sembcorp Myingyan Power Plant	52.27	50.18
Guideline Values	70	70

Table 4. 9 Observed Ambient Noise Level Results from Sa Ka Village

Point	Sembcorp Myingyan Power Plant	
	Day Time	Night Time
Sa Ka Village	49.44	43.16
Guideline Values	55	45

The observed values are compared with the National Environmental Quality (Emission) Guidelines as shown in

Table 4. 10 which indicates the separate level for residential and industrial points.

Table 4. 10 National Environmental Quality (Emission) Guidelines Values for Noise Level

Receptor	One Hour LAeq (dBA)	
	Daytime 07:00 - 22:00 (10:00 - 22:00 for Public Holidays)	Nighttime 22:00 - 07:00 (22:00 - 10:00 for Public Holidays)
Residential, institutional, educational	55	45
Industrial, commercial	70	70

The observed noise values of the proposed project for daytime at Sembcorp myingyan power plant and Sa Ka village are 52.27 dB (A) and 49.44 dB (A). The observed noise values of the proposed project for nighttime at Sembcorp myingyan power plant and Sa Ka village are 50.18 dB (A) and 43.16 dB (A). The proposed project is located adjacent to the residential and commercial area. The observed values of daytime and nighttime at Sembcorp myingyan power plant and Sa Ka village are within the acceptable values of the National Environmental Quality (Emission) Guidelines. Sa Ka Village is acceptable Applicable Operational Noise Criteria of 54 dB (A) from ESIA Report.

APPENDIX A

Description of Haz-scanner (EPAS)

HAZ-SCANNER

Wireless Environmental Perimeter Air Station **EPAS**

- Direct reading
- Build your own station with up to 14 simultaneous air measurements including U.S. EPA criteria air pollutants
 - Standard configuration measures 5 parameters including PM10 or TSP particulates, NO_x, CO, temperature, and relative humidity
 - Add one or all optional interchangeable sensors with upgradeable software and/or EPAS-specific meters (up to 9 sensors/meters total) as listed on the reverse side. Choose from additional sensors for toxic gas (including methane), hydrocarbons, VOCs, and biological/chemical agents and EPAS-specific meters for solar radiation/UV or IR, barometric pressure, sound/noise, atomic radiation, ELF radiation, rain, and wind speed/direction
 - Available analog input port for alternative meter
 - Interchangeable size-selective impactors are available for PM1.0, PM2.5, or PM4.0 (close approximation of respirable)
 - Can monitor up to 2 PM sizes simultaneously
- Real-time readings, datalogging capabilities
 - Optional wireless data transmission up to 5 miles
 - Optional Ethernet internet connection for 24/7 data reporting
- Easily portable and deployable
- Battery operated
- Network up to 8 EPAS to one central PC or Mac
- Easy-to-use graph and reporting software compatible with PC and Mac

The portable HAZ-SCANNER™ EPAS wireless environmental perimeter air station is easily deployed as an ambient air quality monitor to scan, measure, and document critical EPA criteria pollutants including nitrogen dioxide, carbon monoxide, sulfur dioxide, ozone, carbon dioxide, particulates, VOCs, and more. The EPAS is the only instrument on the market with sensors offering simultaneous monitoring of two different sizes of PM. The EPAS provides direct readings in real time with datalogging capabilities. The graph and reporting software is compatible with PC and Mac. Contact an SKC product specialist to build your EPAS including up to 14 simultaneous critical air measurements in one battery-operated instrument.

HAZ-SCANNER Wireless EPAS Applications

- Ambient air quality monitoring
- Hazardous incident response
- Waste site remediation monitoring
- Military/homeland security
- Perimeter monitoring
- Near roadway monitoring

Go to www.skcihc.com/prod/Haz-Scanner.asp for more information.



Measure up to 14 critical air parameters simultaneously with HAZ-SCANNER EPAS.



SKC Inc. 724-941-9701 SKC West 714-992-2780 SKC Gulf Coast 281-859-8050 SKC South 434-852-7148
www.skcihc.com

HAZ-SCANNER EPAS

Wireless Environmental Perimeter Air Station



HAZ-SCANNER EPAS shown with optional solar panels

Performance Profile

The HAZ-SCANNER EPAS is optimized for ambient air applications; custom calibration for specific ranges or applications is available upon request.

Display	LCD real time
Operation	4-way splash-proof membrane switch
Power	12-V Absorption Glass Mat (AGM) rechargeable battery, 100-240 V AC, or optional solar panel
Display Measurements	Max. Min. TWA, STCL
Recording Time	1 sec to 21 weeks
Sampling Rate	1 sec, 1 min, 10 min, 1 hr, adjustable
Data Storage	454,545 data points
Sampling Pump	1.0 to 3.0 L/min
Digital Output	RS-232 (PC), RS-422 (Mac)
Software	PC or Mac
Dimensions (weather-proof case)	6 x 14 x 18 in. (15.2 x 35.6 x 25.4 cm)
Weight	12 lbs (5.4 kg)
Operating Temperature	23 to 122 F (-5 to 50 C)
Storage Temperature	-40 to 140 F (-40 to 60 C)
Humidity	95% non-condensing (use inlet heater)
Wireless Radio Modem	900 MHz (U.S.), 900 MHz (Europe) up to 5 miles - line of sight (optional)
Auxiliary Analog Input	0 to 2.5 VDC (1 channel for alternative meter)

Configure an EPAS for Up to 14 Simultaneous Measurements

The standard HAZ-SCANNER EPAS includes the monitor (calibrated for ambient air applications) with sensors/meters for PM10 or TSP, VOCs, temperature, humidity, and wind speed/direction in a NEMA 4 enclosure, acid gas scrubber, internal battery, universal 110-240 V AC battery charger, software, cables, and CD with instructions.

Configure the monitor with additional sensors/meters — up to 4 optional interchangeable sensors with upgradeable software and/or up to 4 EPAS-specific meters (listed below). See page 3 for specifications. *Specify sensors and meters when ordering.*

- PM1.0, 2.5, or 4.0
- Ammonia (EC)
- Carbon Dioxide (NDIR)
- Carbon Monoxide (EC)
- Chlorine (EC)
- Ethylene Oxide (EL)
- Hydrocarbon (methane-specific, EC)
- Hydrocarbons (EC)
- Hydrogen Chloride (EL)
- Hydrogen Cyanide (EC)
- Hydrogen Sulfide (EC)
- Nitric Oxide (EC)
- Nitrogen Dioxide
- Oxygen
- Ozone
- Phosphine (EL)
- Sulfur Dioxide
- Rain
- Solar Radiance
- Sound and Noise
- Atomic Radiation
- ELF Radiation
- Barometric Pressure
- Dew Point Temperature
- Wet Bulb Temperature

Contact SKC to build an EPAS with available sensors/meters/calibration for your application!

SKC Limited Warranty and Return Policy

SKC products are subject to the SKC Limited Warranty and Return Policy, which provides SKC's sole liability and the buyer's exclusive remedy. To view the complete SKC Limited Warranty and Return Policy, go to <http://www.skcinstruments.com/warranty.asp>.



SKC Inc. 724-941-9701

SKC West 714-992-2780

SKC Gulf Coast 281-859-8050

SKC South 434-852-7148

www.skcinstruments.com

HAZ-SCANNER EPAS

Wireless Environmental Perimeter Air Station

HAZ-SCANNER EPAS Sensor/Meter Specifications

Parameter	Sensor*	Measurement/ Concentration Range	Accuracy	Minimum Resolution	Display Resolution	Additional Information
Particulates	90° infrared light scattering	0 to 5000 µg/m ³	Greater of $\pm 10\%$ of reading or 0.2% full scale	10 µg/m ³	1 µg/m ³	Measures particle sizes: 10 µm or TSP (standard) or 1, 2.5, or 4 µm (optional) in the 0.1 to 100 µm size range
VOCs	PID (10.6 eV)	0 to 50,000 ppb (0 to 50 ppm)	Greater of $\pm 10\%$ of reading or 2% full scale	5 ppb	1 ppb	Minimum detection level is 0.01 ppm. Standard sensor
Toxic Gas: NH ₃ - Ammonia	Gas-sensing semiconductor (GSS) technology	0 to 100 ppm	Greater of $\pm 10\%$ of reading or 2% full scale	< 0.2 ppm	0.1 ppm	Optional sensor
Toxic Gas: CO ₂ - Carbon Dioxide	NDIR	0 to 5000 ppm	Greater of $\pm 10\%$ of reading or 2% full scale	50 ppm	1 ppm	Optional sensor
Toxic Gas: CO - Carbon Monoxide	Electrochemical	0 to 10,000 ppb (0 to 10 ppm)	Greater of $\pm 10\%$ of reading or 2% full scale	20 ppb	1 ppb	Optional sensor
Toxic Gas: Cl ₂ - Chlorine	Electrochemical	0 to 100 ppm	Greater of $\pm 10\%$ of reading or 2% full scale	< 0.2 ppm	0.1 ppm	Optional sensor
Toxic Gas: (C ₂ H ₄ O) - Ethylene Oxide	Electrochemical	0 to 1500 ppm	Greater of $\pm 10\%$ of reading or 2% full scale	8 ppm	1 ppm	Optional sensor
Toxic Gas: Hydrocarbon, CH ₄ - Methane-specific	NDIR	0 to 1% Vol., 0 to 10,000 ppm, 0 to 20% LEL	Greater of $\pm 10\%$ of reading or 2% full scale	± 50 ppm or 0.1% LEL	50 ppm/ 0.1% LEL	Optional sensor
Toxic Gas: (Non-methane) Hydrocarbons (HC)	NDIR	Calibrated for 0 to 20% LEL of selected gas	Greater of $\pm 10\%$ of reading or 2% full scale	± 50 ppm/ 0.1% LEL	50 ppm/ 0.1% LEL	Optional sensor - specify gas type when ordering: ethane, propane, butane, hexane, ethanol, ethylene, or ethylene oxide
Toxic Gas: HCl - Hydrogen Chloride	Electrochemical	0 to 100 ppm	Greater of $\pm 10\%$ of reading or 2% full scale	< 0.2 ppm	0.1 ppm	Optional sensor
Toxic Gas: HCN - Hydrogen Cyanide	Electrochemical	0 to 100 ppm	Greater of $\pm 10\%$ of reading or 2% full scale	< 0.2 ppm	0.1 ppm	Optional sensor
Toxic Gas: H ₂ S - Hydrogen Sulfide	Electrochemical	0 to 25 ppm	Greater of $\pm 10\%$ of reading or 2% full scale	< 0.15 ppm	0.1 ppm	Optional sensor
Toxic Gas: NO - Nitric Oxide	Electrochemical	0 to 100 ppm	Greater of $\pm 10\%$ of reading or 2% full scale	< 0.2 ppm	0.1 ppm	Optional sensor
Toxic Gas: NO ₂ - Nitrogen Dioxide	Electrochemical	0 to 5000 ppb (0 to 5 ppm)	Greater of $\pm 10\%$ of reading or 2% full scale	5 ppb	1 ppb	Optional sensor
Toxic Gas: O ₂ - Oxygen	Electrochemical	0 to 30% Vol	Greater of $\pm 10\%$ of reading or 2% full scale	0.6%	0.1%	Optional sensor
Toxic Gas: O ₃ - Ozone	Gas-sensing semiconductor (GSS) technology	0 to 150 ppb (0 to 0.15 ppm), 0 to 500 ppb (0 to 0.5 ppm)	Greater of $\pm 10\%$ of reading or 2% full scale	1 ppb	1 ppb	Optional sensor
Toxic Gas: PH ₃ - Phosphine	Electrochemical	0 to 100 ppm	Greater of $\pm 10\%$ of reading or 2% full scale	< 0.2 ppm	0.1 ppm	Optional sensor
Toxic Gas: SO ₂ - Sulfur Dioxide	Electrochemical	0 to 5000 ppb (0 to 5 ppm) for ambient applica- tions	Greater of $\pm 10\%$ of reading or 2% full scale	5 ppb	1 ppb	Optional sensor

* Not approved for intrinsically safe applications; do not use in explosive gas environments.

Specifications continued on next page 



SKC Inc. 724-941-9701 SKC West 714-992-2780 SKC Gulf Coast 281-859-8050 SKC South 434-852-7148
www.skcinc.com

HAZ-SCANNER EPAS

Wireless Environmental Perimeter Air Station

HAZ-SCANNER EPAS Sensor/Meter Specifications (con't)

Parameter	Sensor*	Measurement/ Concentration Range	Accuracy	Minimum Resolution	Display Resolution	Additional Information
Rain Fall/ Precipitation	Rain gauge (heated, tipping bucket)	0 to 5 inches daily	± 1% at 2 in/hr	0.01 in	0.01 in/inp	Optional meter
Temperature	NTC thermister	-4 to 140 F (-20 to 50 C)	Greater of ± 3% degree F or C of reading	1 degree F or C	1 degree F or C	Standard sensor
Relative Humidity (RH)	Thin-film capacitive	0 to 100% RH	± 2% RH	1% RH	1% RH	Standard sensor
Solar Radiance Intensity	Photodiode	1110 watts/ square meter (W/m ²)	+ 5% of full scale (reference Eppley PSP at 1000 W/m ²)	1 W/m ²	1 W/m ²	Optional meter
Sound and Noise	Type 2 SLM	30 to 130 deci- bels (dB)	± 1.5 dB	0.1 dB	1 dB	Optional meter
Atomic Radiation	Geiger counter	1 to 19,999 counts per minute (cpm) or 0.001 to 100 milliRad/hr	± 10% Typical ± 15% Max.	1 cpm or .001 mR/hr	1 cpm or .001 mR/hr	Optional meter
ELF Radiation	Sensor with single- axis probe	1 to 200 gauss (G)	± 10% or 5% FS	1 G	1 G	Optional meter
Wind Speed/ Direction	3-cut anemometer continuous rotation potentiometric wind direction vane	0 to 125 mph 5 to 355°	± 1 mph or ± 3% ± 3°	1 mph/1°	1 mph/1°	Standard sensor
Barometric Pressure	Piezo resistive	28.25 to 30.75 in Hg	± 0.09 in Hg	0.01 in Hg	0.01 in Hg	Optional sensor
Dew Point Temperature	Software calcula- tion from RH and temperature	3.2 to 122 F (-15 to 50 C)	± 3 F	1 F	1 F	Optional meter - software calculated
Wet Bulb Temperature	Capaculated therm- ister with wick	3.2 to 122 F (-15 to 50 C)	± 3 F	1 F	1 F	Optional meter - one meter

* Not approved for intrinsically safe applications; do not use in explosive gas environments.



SKC Inc 724-941-9701 SKC West 714-992-2780 SKC Gulf Coast 281-859-8050 SKC South 434-852-7148
www.skcinc.com

Calibration Certificate for Haz-scanner



SYSTEM HEALTH CHECK REPORT

Information

Instrument----- Hazscanner
Model----- EPAS
Serial number----- 915081
Unit Sensor----- CO, NO₂, CO₂, SO₂
PM₁₀, PM_{2.5}
Customer----- Eguard
Date----- 2025 August 13th

Check List

Physical Check----- OK
Supply Voltage Check----- OK
PM 10 Air Flow Check----- OK
PM2.5 Air Flow Check----- OK
Internal Backup Battery Voltage Check----- OK
NO2 Sensor Health Check----- Moderate
CO2,SO2,CO Sensor Health Check----- Still Good
Lithium Battery Voltage Check----- Not OK
Data Logging Check----- OK
Data Downloading Check----- OK

Recommend

Need to replace Lithium battery.
Need to replace new acid gas scrubber (every 6 months).
Need to replace internal filters (every 6 months).
Need to perform factory calibration or in-field calibration (every 12 months).

Performed by

Phoe Saw Htoo
Technical Service Engineer
NANOVA CO., LTD

Approved by

Myo Oo
Technical Service Manager
NANOVA CO., LTD

Yangon 22-A, Shan Yeiktar Street, Sanchaung Township, Tel: +95 (1) 230 4901, 230 4902
Nay Pyi Taw Za /30, Ziwaka Say Sine Tan, Tha Phay Khone, Pyinmanar Tel 067 810 8083
Mandalay 153(B), 73rd Street, Bet 33x34 Street, ChanAye Tharzan Tsp. Tel 09 791 360000
Email contact@nanovapteltd.com Website: www.nanova-scientific.com
helpline 09 421 360000 , 09 451 360000

SYSTEM HEALTH CHECK REPORT

Information

Instrument-----	Hazscanner
Model-----	EPAS
Serial number-----	918192
Unit Sensor-----	CO, NO ₂ , CO ₂ , VOC, SO ₂ , PM ₁₀ , PM _{2.5}
Customer-----	Eguard
Date-----	2025 January 15 th

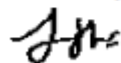
Check List

Physical Check-----	OK
Supply Voltage Check-----	OK
PM 10 Air Flow Check-----	OK
PM2.5 Air Flow Check-----	OK
Internal Backup Battery Voltage Check-----	OK
NO2 Sensor Health Check-----	Moderate
CO ₂ ,SO ₂ ,CO Sensor Health Check-----	Still Good
Lithium Battery Voltage Check-----	Not OK
Data Logging Check-----	OK
Data Downloading Check-----	OK

Recommend

- Need to replace Lithium battery.
- Need to replace new acid gas scrubber (every 6 months).
- Need to replace internal filters (every 6 months).
- Need to perform factory calibration or in-field calibration (every 12 months).

Performed by





Phoe Saw Htoo
Technical Service Engineer
NANOVA CO.,LTD

Approved by



Myo Oo
Technical Service Manager
NANOVA CO.,LTD

Calibration Certificate for Sound Level Meter

<div style="display: flex; justify-content: space-between; align-items: center;">  <div style="text-align: center;"> <p>SCIENCE WORKSHOP</p> <p>CALIBRATION CERTIFICATE</p> </div> </div>			
Submitted by	:	e guard Environmental Services	
		No.(145-A2-3), Thiri Mingalar Street, Ward No.(4), 8 th Mile, Mayangone Township, Yangon 11062, Myanmar.	
Location	:	U Soe Min (Director)	
Instrument	:	Digital Sound Level Meter (BENETECH, GM 1356) Sr No. GG: 2439187 (30dB – 130dB)	
Instrument Reference No.:	:	eg – DSLM – 08	
Test Equipment	:	Dual Trace Oscilloscope, Signal Generator and Digital Multimeter (7534-02, Yokogawa Japan)	
Ambient Temperature	:	24°C	
Permissible Error	:	± 1 % dB	
Calibration Date	:	21 th January 2025 Next due date 21 th January 2026	
<p>We certified that this instrument has been calibrated to JAPAN standard under the condition stated above .</p>			
1. Method of Calibration			
<p>Measure and compare the Frequency Linearity and Sound Level with above instrument and test instrument same source, the effect which the hall has on sound at the same time so that people can hear.</p>			
2. Result Calibration			
Measurement	Instrument	Test Equipment	Correction
Frequency	31.5 Hz	31.5 Hz	-
	150 Hz	150 Hz	-
	500 Hz	500 Hz	-
	1 KHz	1 KHz	-
	6 KHz	6 KHz	-
Level	30 dB	30 dB	-
	60 dB	60 dB	-
	90 dB	90 dB	-
	100 dB	100 dB	-
	120 dB	120 dB	-
	130 dB	130 dB	-
<p>This instrument is suitable for use and comply with standard given by manufacture.</p>			
<p>Calibrated by: </p> <p>Ba Thein Sein Senior Skilled Technician SCIENCE EQUIPMENT (Lab) SERVICE</p>			



SCIENCE WORKSHOP CALIBRATION CERTIFICATE

Submitted by : e guard Environmental Services
No.(145-A2-3), Thiri Mingalar Street, Ward No.(4), 8th Mile,
Mayangone Township, Yangon 11062, Myanmar.

Location : U Soe Min (Director)

Instrument : Digital Sound Level Meter (BENETECH, GM 1356)
Sr No. GA: 2247224 (30dB – 130dB)

Instrument Reference No.: eg – DSLM – 07

Test Equipment : Dual Trace Oscilloscope, Signal Generator and Digital Multimeter
(7534-02, Yokogawa Japan)

Ambient Temperature : 24°C

Permissible Error : ± 1 % dB

Calibration Date : 21th January 2025 Next due date 21th January 2026

We certified that this instrument has been calibrated to JAPAN standard under the condition stated above .

1. Method of Calibration

Measure and compare the Frequency Linearity and Sound Level with above instrument and test instrument same source, the effect which the hall has on sound at the same time so that people can hear.

2. Result Calibration

Measurement	Instrument	Test Equipment	Correction
Frequency	31.5 Hz	31.5 Hz	-
	150 Hz	150 Hz	-
	500 Hz	500 Hz	-
	1 KHz	1 KHz	-
	6 KHz	6 KHz	-
Level	30 dB	30 dB	-
	60 dB	60 dB	-
	90 dB	90 dB	-
	100 dB	100 dB	-
	120 dB	120 dB	-
	130 dB	130 dB	-

This instrument is suitable for use and comply with standard given by manufacture.

Calibrated by:

Ba Thein Sein
Senior Skilled Technician
SCIENCE EQUIPMENT (Lab) SERVICE

APPENDIX B

Field Photos

Air Monitoring Point at Sa Ka Village (ASR4)

Lat- 21°23'48.591", Long- 95°23'0.849"

11.09.2025 to 12.09.2025



Air Monitoring Point at Hnan Village (ASR3)

Lat- 21°22'17.565", Long- 95°23'18.116"

11.09.2025 to 12.09.2025



Air Monitoring Point at Gyoke Pin Village

(ASR5)

Lat- 21°24'21.888", Long- 95°21'07.381"

12.09.2025 to 13.09.2025



Air Monitoring Point at Nyaung Kan Village

(ASR14)

Lat- 21°21'58.048", Long- 95°20'51.346"

12.09.2025 to 13.09.2025



Report No. : GEM-LAB-202506134
Revision No. : 1
Report Date : 27 June, 2025
Application No. : 0299-C001

Test Report

Client Name : Sembcorp Myingyan Power Company Limited
Address : Beside of No.1 Steel Mill , Sa Khar Village, Myingyan.
Project Name :
Sample Description

Sample Name : CMB Discharge sampling skid

Sampling Date : 20 June, 2025

Sample No. : W-2506132

Sampling By : Withdraw GEM

Waste Profile No. : -

Sample Received Date : 20 June, 2025

Analytical Date : 20-27/06/2025

No.	Parameter	Method	Unit	Result	LOQ
1	pH	APHA 4500 H+ B (Electrometric Method)	-	7.53	0.00
2	SS	APHA 2540D (Dry at 103-105°C Method)	mg/l	16	-
3	COD (Cr)	APHA 5220D (Close Reflux Colorimetric Method)	mg/l	23.6	0.7
4	Oil and Grease	APHA 5520B (Partition-Gravimetric Method)	mg/l	<3.1	3.1
5	Total Nitrogen	HACH Method 10072 (TNT Persulfate Digestion Method)	mg/l	2.9	0.5
6	Total Phosphorous	APHA 4500-P E (Ascorbic Acid Method)	mg/l	1.50	0.05
7	Mercury	APHA 3120 B (Inductively Coupled Plasma (ICP) Method)	mg/l	≤0.002	0.002
8	Zinc	APHA 3120 B (Inductively Coupled Plasma (ICP) Method)	mg/l	0.318	0.002
9	Arsenic	APHA 3120 B (Inductively Coupled Plasma (ICP) Method)	mg/l	≤0.010	0.010
10	Chromium	APHA 3120 B (Inductively Coupled Plasma (ICP) Method)	mg/l	≤0.002	0.002
11	Cadmium	APHA 3120 B (Inductively Coupled Plasma (ICP) Method)	mg/l	≤0.002	0.002
12	Copper	APHA 3120 B (Inductively Coupled Plasma (ICP) Method)	mg/l	≤0.002	0.002
13	Lead	APHA 3120 B (Inductively Coupled Plasma (ICP) Method)	mg/l	≤0.002	0.002
14	Iron	APHA 3120 B (Inductively Coupled Plasma (ICP) Method)	mg/l	0.039	0.002
15	Free Chlorine	APHA 4500 CL G (DPD Colorimetric Method)	mg/l	<0.1	0.1


Remark : LOQ - Limit of Quantitation

APHA - American Public Health Association (APHA), the American Water Works Association (AWWA), and the Water Environment Federation (WEF), Standard Methods for the Examination of Water and Wastewater, 22nd edition

Analysed By :



Cherry Myint Thein
Manager



*** End of Document ***

Approved By :



Ni Ni Aye Lwin 27 June, 2025
Senior Manager

Report No. : GEM-LAB-202509119
Revision No. : 1
Report Date : 30 September, 2025
Application No. : 0299-C001

Test Report

Client Name : Sembcorp Myingyan Power Company Limited
Address : Beside of No.1 Steel Mill , Sa Khar Village, Myingyan.
Project Name :
Sample Description

Sample Name : CMB Discharge sampling skid

Sampling Date : 25 September, 2025

Sample No. : W-2509114

Sampling By : Withdraw GEM

Waste Profile No. : -

Sample Received Date : 25 September, 2025

Analytical Date : 25-30/09/2025

No.	Parameter	Method	Unit	Result	LOQ
1	pH	APHA 4500 H+ B (Electrometric Method)	-	7.39	0.00
2	SS	APHA 2540D (Dry at 103-105°C Method)	mg/l	20	-
3	COD (Cr)	APHA 5220D (Close Reflux Colorimetric Method)	mg/l	14.9	0.7
4	Oil and Grease	APHA 5520B (Partition-Gravimetric Method)	mg/l	<3.1	3.1
5	Total Nitrogen	HACH Method 10072 (TNT Persulfate Digestion Method)	mg/l	1.4	0.5
6	Total Phosphorous	APHA 4500-P E (Ascorbic Acid Method)	mg/l	1.33	0.05
7	Mercury	APHA 3120 B (Inductively Coupled Plasma (ICP) Method)	mg/l	≤0.002	0.002
8	Zinc	APHA 3120 B (Inductively Coupled Plasma (ICP) Method)	mg/l	0.238	0.002
9	Arsenic	APHA 3120 B (Inductively Coupled Plasma (ICP) Method)	mg/l	≤0.010	0.010
10	Chromium	APHA 3120 B (Inductively Coupled Plasma (ICP) Method)	mg/l	≤0.002	0.002
11	Cadmium	APHA 3120 B (Inductively Coupled Plasma (ICP) Method)	mg/l	≤0.002	0.002
12	Copper	APHA 3120 B (Inductively Coupled Plasma (ICP) Method)	mg/l	≤0.002	0.002
13	Lead	APHA 3120 B (Inductively Coupled Plasma (ICP) Method)	mg/l	≤0.002	0.002
14	Iron	APHA 3120 B (Inductively Coupled Plasma (ICP) Method)	mg/l	0.242	0.002
15	Free Chlorine	APHA 4500 CL G (DPD Colorimetric Method)	mg/l	<0.1	0.1


Remark : LOQ - Limit of Quantitation

APHA - American Public Health Association (APHA), the American Water Works Association (AWWA), and the Water Environment Federation (WEF), Standard Methods for the Examination of Water and Wastewater, 22nd edition

Analysed By :



Cherry Myint Thein
Manager



*** End of Document ***

Approved By :



Ni Ni Aye Lwin 30 Sept, 2025
Senior Manager

Report No.: GEM-LAB-202509120

Revision No.: 1

Report Date: 30 September, 2025

Application No.: 0299-C002

Test Report

Client Name : Sembcorp Myingyan Power Company Limited

Address : Beside of No.1 Steel Mill , Sa Khar Village, Myingyan.

Project Name :

Sample Description

Sample Name : Soil, September 2025

Sampling Date : 25 September, 2025

Sample No. : S-2509115

Sampling By : Withdraw GEM

Waste Profile No. :-

Sample Received Date : 25 September, 2025

Analytical Date : 25-30/09/2025

No.	Parameter	Method For Liquid Sample Preparation	Method of Measurement	Unit	Result	LOQ
1	Cadmium	Content test in soil pollution countermeasures Act (No.19 of the Ministry of Environment notification in Japan (2003))	APHA 3120 B (Inductively Coupled Plasma (ICP) Method)	mg/kg	1.292	0.068
2	Arsenic			mg/kg	3.740	0.340
3	Lead			mg/kg	6.936	0.068
4	Selenium			mg/kg	≤0.340	0.340
5	Chromium			mg/kg	4.488	0.068
6	Mercury			mg/kg	≤0.068	0.068
7	pH (soil pH measured in water at 25°C)	-	USEPA Method 9045D (Soil and Waste pH)	-	7.32	-

Remark : LOQ - Limit of Quantitation

APHA - American Public Health Association (APHA), the American Water Works Association (AWWA), and the Water Environment Federation (WEF), Standard Methods for the Examination of Water and Wastewater, 22nd edition

Method for Liquid sample Preparation - Content test in soil pollution countermeasures Act (No.19 of the Ministry of Environment notification in Japan (2003))

Analysed By :


Cherry Myint Thein
Manager




*** End of Document ***

Approved By :


Ni Ni Aye Lwin 30 Sept, 2025
Senior Manager

< Analysis Application Form >

Date: 25-9-25

Client's information (to be described in the tax invoice)		Client's information to be described in the analysis report (if it should be specified)			
Client name: Sembcorp Myingyan Power Company		Client name: Sembcorp Myingyan Power Company			
Address of client: Beside of No. 1 Steel Mill, Sa Khar Village, Myingyan		Address of client: Beside of No. 1 Steel Mill, Sa Khar Village, Myingyan			
PO Number:		PO Number:			
Project name:		Project name:			
Tel No. / Email: (95) 19345233, thandar.win@sembcorp.com		Tel No. / Email: Zaw Moe Aung <zaw.moeaung@sembcorp.com>			
Contact person/Position: Thandar Win		Contact person/Position: Mr. Zaw Moe Aung (HSE)			
Sample information	Sampling date: 25-09-25	Sample bottle(s): <input type="checkbox"/> Need to be returned, <input checked="" type="checkbox"/> Not need			
	Sampling by: Customer	Expected analysis report due date:			
*To be filled by GEM Lab		Sampling Service: <input checked="" type="checkbox"/> No Use, <input type="checkbox"/> Use (Sampling date: Sampling by:)			
Sample details	No.	Example	1	2	3
	Sample name	WW-1	Soil, September 2025		
Sample information	Type of water	<input checked="" type="checkbox"/> Drinking water	<input type="checkbox"/> Drinking water	<input type="checkbox"/> Drinking water	<input type="checkbox"/> Drinking water
		<input type="checkbox"/> Surface water (river, lake etc.)	<input type="checkbox"/> Surface water (river, lake etc.)	<input type="checkbox"/> Surface water (river, lake etc.)	<input type="checkbox"/> Surface water (river, lake etc.)
		<input type="checkbox"/> Ground water	<input type="checkbox"/> Ground water	<input type="checkbox"/> Ground water	<input type="checkbox"/> Ground water
		<input type="checkbox"/> Saline/sea water	<input type="checkbox"/> Saline/sea water	<input type="checkbox"/> Saline/sea water	<input type="checkbox"/> Saline/sea water
		<input type="checkbox"/> Wastewater	<input type="checkbox"/> Wastewater	<input type="checkbox"/> Wastewater	<input type="checkbox"/> Wastewater
Volume of sample container		500 mL/bottle			
Q'ty of container		Total 2 bottles			
Analysis parameter	Cadmium	<input checked="" type="checkbox"/>	<input checked="" type="checkbox"/>	<input type="checkbox"/>	<input type="checkbox"/>
	Lead	<input checked="" type="checkbox"/>	<input checked="" type="checkbox"/>	<input type="checkbox"/>	<input type="checkbox"/>
	Chromium	<input type="checkbox"/>	<input checked="" type="checkbox"/>	<input type="checkbox"/>	<input type="checkbox"/>
	Arsenic	<input checked="" type="checkbox"/>	<input checked="" type="checkbox"/>	<input type="checkbox"/>	<input type="checkbox"/>
	Mercury	<input checked="" type="checkbox"/>	<input checked="" type="checkbox"/>	<input type="checkbox"/>	<input type="checkbox"/>
	Selenium	<input checked="" type="checkbox"/>	<input checked="" type="checkbox"/>	<input type="checkbox"/>	<input type="checkbox"/>
	pH	<input type="checkbox"/>	<input checked="" type="checkbox"/>	<input type="checkbox"/>	<input type="checkbox"/>
		<input type="checkbox"/>	<input type="checkbox"/>	<input type="checkbox"/>	<input type="checkbox"/>
		<input type="checkbox"/>	<input type="checkbox"/>	<input type="checkbox"/>	<input type="checkbox"/>
		<input type="checkbox"/>	<input type="checkbox"/>	<input type="checkbox"/>	<input type="checkbox"/>
		<input type="checkbox"/>	<input type="checkbox"/>	<input type="checkbox"/>	<input type="checkbox"/>
		<input type="checkbox"/>	<input type="checkbox"/>	<input type="checkbox"/>	<input type="checkbox"/>
		<input type="checkbox"/>	<input type="checkbox"/>	<input type="checkbox"/>	<input type="checkbox"/>
		<input type="checkbox"/>	<input type="checkbox"/>	<input type="checkbox"/>	<input type="checkbox"/>
		<input type="checkbox"/>	<input type="checkbox"/>	<input type="checkbox"/>	<input type="checkbox"/>
		<input type="checkbox"/>	<input type="checkbox"/>	<input type="checkbox"/>	<input type="checkbox"/>
		<input type="checkbox"/>	<input type="checkbox"/>	<input type="checkbox"/>	<input type="checkbox"/>
		<input type="checkbox"/>	<input type="checkbox"/>	<input type="checkbox"/>	<input type="checkbox"/>
		<input type="checkbox"/>	<input type="checkbox"/>	<input type="checkbox"/>	<input type="checkbox"/>
	Other request (if any)	-Nitrate, -Fluoride -Total Alkalinity			
*To be filled by GEM Lab	Sample No.	*****	W-2509115		
Remark(if any): Analyze with soil contents method. March 2025, December 2026 09/20					
*To be filled by GEM lab	Application Received by: 	Sample Received by: 	Application No: (*our administration section)		
Date: 25-09-25		Date: 25-9-25			

Sembcorp Myingyan Power Company Limited

ESMP Checklist for April 2025

Air Quality Management Monitoring Monthly Checklist Form (Operational Phase)

S/No	Description	Yes	No	Details of Observation / Location	Corrective Action to be Taken	Action taken Date	Verified by
1	Built-in dry low NOx burners to reduce NOx emission at stack to below 25ppm at all times?	Yes		Installed built-in Dry Low NOx to reduce NOx emission at both gas turbines. Regular maintenance has been carrying out by maintenance team.	Nil	Done	Zaw/Tin/Thet
2	Monitor ambient air quality in and around the Project site as per the Environment Monitoring Program formulated for the Project.	Yes		Instrument team is carrying out daily monitoring and results are recorded daily.	Nil	Done	Zaw/Tin/Thet
3	Continuous emission monitoring (CEMS) systems installed common for both main stack and bypass stack for real-time data collection on emission status from the Plant monitoring emission concentrations of NOx as NO2, PM, SO2, O2, moisture content?	Yes		Monitoring by Continuous emissions monitoring system (CEMS) at sites.	Nil	Done	Zaw/Tin/Thet
4	Monitor ambient air quality monitoring as per ESIA Monitoring Programmer formulated for the Plant.	Yes		Will be conducted by 3 rd Party Surveyor in June 2025 as per planned schedule.	Nil	Ongoing	Zaw/Tin/Thet
5	Annual CEMS validation for NOx, CO, PM2.5 and O2 at Main Stack and Bypass Stack by using standard methods?	Yes		Weekly calibration is conducted by I&C team.	Nil	Done	Zaw/Tin/Thet
6	Are there any emission of dark smoke from equipment and machinery?		No	No emission of dark smoke from the equipment and machinery was found during the month.	Nil	Done	Zaw/Tin/Thet
7	Are there evidence of open burning of waste carried out?		No	No evidence of open burning of waste was carried out during the month.	Nil	Done	Zaw/Tin/Thet
8	Are there operational & maintenance activities to create high dust emission on site and taken adequate control measures?		No	No operation and maintenance activity observed during the month.	Nil	Done	Zaw/Tin/Thet

Date / Time of inspection: 30 Apr 2025

Location: Designated points

Role of Individual Undertaking Monitoring: Tin Ko Ko (HSSE Officer), Thet Nyi Nyi Shwe (HSSE Officer), Zaw Moe Aung (HSSE Manager)

Sembcorp Myingyan Power Company Limited

ESMP Checklist for May 2025

Air Quality Management Monitoring Monthly Checklist Form (Operational Phase)

S/No	Description	Yes	No	Details of Observation / Location	Corrective Action to be Taken	Action taken Date	Verified by
1	Built-in dry low NOx burners to reduce NOx emission at stack to below 25 ppm at all times?	Yes		Installed built-in Dry Low NOx to reduce NOx emission at both gas turbines. Regular maintenance has been carrying out by maintenance team.	Nil	Done	Zaw/Tin/Thet
2	Monitor ambient air quality in and around the Project site as per the Environment Monitoring Program formulated for the Project.	Yes		Instrument team is carrying out daily monitoring and results are recorded daily.	Nil	Done	Zaw/Tin/Thet
3	Continuous emission monitoring (CEMS) systems installed common for both main stack and bypass stack for real-time data collection on emission status from the Plant monitoring emission concentrations of NOx as NO2, PM, SO2, O2, moisture content?	Yes		Monitoring by Continuous emissions monitoring system (CEMS) at sites.	Nil	Done	Zaw/Tin/Thet
4	Monitor ambient air quality monitoring as per ESIA Monitoring Programmer formulated for the Plant.	Yes		Will be conducted by 3 rd Party Surveyor in June 2025 as per planned schedule.	Nil	Ongoing	Zaw/Tin/Thet
5	Annual CEMS validation for NOx, CO, PM2.5 and O2 at Main Stack and Bypass Stack by using standard methods?	Yes		Weekly calibration is conducted by I&C team.	Nil	Done	Zaw/Tin/Thet
6	Are there any emission of dark smoke from equipment and machinery?		No	No emission of dark smoke from the equipment and machinery was found during the month.	NIL	Done	Zaw/Tin/Thet
7	Are there evidences of open burning of waste carried out?		No	No evidence of open burning of waste was carried out during the month.	NIL	Done	Zaw/Tin/Thet
8	Are there operational & maintenance activities to create high dust emission on site and taken adequate control measures?		No	No operation and maintenance activity observed during the month.	NIL	Done	Zaw/Tin/Thet

Date / Time of inspection: 30 May 2025

Location: Designated points

Role of Individual Undertaking Monitoring: Tin Ko Ko (HSSE Officer), Thet Nyi Nyi Shwe HSSE Officer), Zaw Moe Aung (HSSE Manager)

Sembcorp Myingyan Power Company Limited

ESMP Checklist for June 2025

Air Quality Management Monitoring Monthly Checklist Form (Operational Phase)

S/No	Description	Yes	No	Details of Observation / Location	Corrective Action to be Taken	Action taken Date	Verified by
1	Built-in dry low NOx burners to reduce NOx emission at stack to below 25ppm at all times?	Yes		Installed build-in Dry Low NOx to reduce NOx emission at both gas turbines. Regular maintenance has been carrying out by maintenance team.	Nil	Done	Zaw/Tin/Thet
2	Monitor ambient air quality in and around the Project site as per the Environment Monitoring Program formulated for the Project.	Yes		Instrument team is carrying out daily monitoring and results are recorded daily.	Nil	Done	Zaw/Tin/Thet
3	Continuous emission monitoring (CEMS) systems installed common for both main stack and bypass stack for real-time data collection on emission status from the Plant monitoring emission concentrations of NOx as NO2, PM, SO2, O2, moisture content?	Yes		Monitoring by Continuous emissions monitoring system (CEMS) at sites.	Nil	Done	Zaw/Tin/Thet
4	Monitor ambient air quality monitoring as per ESIA Monitoring Programmer formulated for the Plant.	Yes		Quarterly Monitoring has been conducted by 3 rd Party Surveyor in June 2025. Will be conducted again in September 2025.	Nil	Done	Zaw/Tin/Thet
5	Annual CEMS validation for NOx, CO, PM2.5 and O2 at Main Stack and Bypass Stack by using standard methods?	Yes		Weekly calibration is conducted by I&C team.	Nil	Done	Zaw/Tin/Thet
6	Are there any emission of dark smoke from equipment and machinery?		No	No emission of dark smoke from the equipment and machinery was found during the month.	NIL	Done	Zaw/Tin/Thet
7	Are there evidences of open burning of waste carried out?		No	No evidence of open burning of waste was carried out during the month.	NIL	Done	Zaw/Tin/Thet
8	Are there operational & maintenance activities to create high dust emission on site and taken adequate control measures?		No	No operation and maintenance activity observed during the month.	NIL	Done	Zaw/Tin/Thet

Date / Time of inspection: 30 Jun 2025

Location: Designated points

Role of Individual Undertaking Monitoring: Tin Ko Ko (HSSE Officer), Thet Nyi Nyi Shwe HSSE Officer), Zaw Moe Aung (HSSE Manager) and 3rd Party Surveyor.

Sembcorp Myingyan Power Company Limited

ESMP Checklist for July 2025

Air Quality Management Monitoring Monthly Checklist Form (Operational Phase)

S/No	Description	Yes	No	Details of Observation / Location	Corrective Action to be Taken	Action taken Date	Verified by
1	Built-in dry low NOx burners to reduce NOx emission at stack to below 25ppm at all times?	Yes		Installed built-in Dry Low NOx to reduce NOx emission at both gas turbines. Regular maintenance has been carrying out by maintenance team.	Nil	Done	Zaw/Tin/Thet
2	Monitor ambient air quality in and around the Project site as per the Environment Monitoring Program formulated for the Project.	Yes		Instrument team is carrying out daily monitoring and results are recorded daily.	Nil	Done	Zaw/Tin/Thet
3	Continuous emission monitoring (CEMS) systems installed common for both main stack and bypass stack for real-time data collection on emission status from the Plant monitoring emission concentrations of NOx as NO2, PM, SO2, O2, moisture content?	Yes		Monitoring by Continuous emissions monitoring system (CEMS) at sites.	Nil	Done	Zaw/Tin/Thet
4	Monitor ambient air quality monitoring as per ESIA Monitoring Programmer formulated for the Plant.	Yes		Quarterly Monitoring was conducted by 3 rd Party Surveyor in June 2025. Will be conducted again in September 2025.	Nil	Done	Zaw/Tin/Thet
5	Annual CEMS validation for NOx, CO, PM2.5 and O2 at Main Stack and Bypass Stack by using standard methods?	Yes		Weekly calibration is conducted by I&C team.	Nil	Done	Zaw/Tin/Thet
6	Are there any emission of dark smoke from equipment and machinery?		No	No emission of dark smoke from the equipment and machinery was found during the month.	NIL	Done	Zaw/Tin/Thet
7	Are there evidences of open burning of waste carried out?		No	No evidence of open burning of waste was carried out during the month.	NIL	Done	Zaw/Tin/Thet
8	Are there operational & maintenance activities to create high dust emission on site and taken adequate control measures?		No	No operation and maintenance activity observed during the month.	NIL	Done	Zaw/Tin/Thet

Date / Time of inspection: 31 Jul 2025

Location: Designated points

Role of Individual Undertaking Monitoring: Tin Ko Ko (HSSE Officer)

Sembcorp Myingyan Power Company Limited

ESMP Checklist for August 2025

Air Quality Management Monitoring Monthly Checklist Form (Operational Phase)

S/No	Description	Yes	No	Details of Observation / Location	Corrective Action to be Taken	Action taken Date	Verified by
1	Built-in dry low NOx burners to reduce NOx emission at stack to below 25ppm at all times?	Yes		Installed built-in Dry Low NOx to reduce NOx emission at both gas turbines. Regular maintenance has been carrying out by maintenance team.	Nil	Done	Zaw/Tin/Thet
2	Monitor ambient air quality in and around the Project site as per the Environment Monitoring Program formulated for the Project.	Yes		Instrument team is carrying out daily monitoring and results are recorded daily.	Nil	Done	Zaw/Tin/Thet
3	Continuous emission monitoring (CEMS) systems installed common for both main stack and bypass stack for real-time data collection on emission status from the Plant monitoring emission concentrations of NOx as NO2, PM, SO2, O2, moisture content?	Yes		Monitoring by Continuous emissions monitoring system (CEMS) at sites.	Nil	Done	Zaw/Tin/Thet
4	Monitor ambient air quality monitoring as per ESIA Monitoring Programmer formulated for the Plant.	Yes		Quarterly Monitoring was conducted by 3 rd Party Surveyor in June 2025. Will be conducted again in September 2025.	Nil	Done	Zaw/Tin/Thet
5	Annual CEMS validation for NOx, CO, PM2.5 and O2 at Main Stack and Bypass Stack by using standard methods?	Yes		Weekly calibration is conducted by I&C team.	Nil	Done	Zaw/Tin/Thet
6	Are there any emission of dark smoke from equipment and machinery?		No	No emission of dark smoke from the equipment and machinery was found during the month.	NIL	Done	Zaw/Tin/Thet
7	Are there evidences of open burning of waste carried out?		No	No evidence of open burning of waste was carried out during the month.	NIL	Done	Zaw/Tin/Thet
8	Are there operational & maintenance activities to create high dust emission on site and taken adequate control measures?		No	No operation and maintenance activity observed during the month.	NIL	Done	Zaw/Tin/Thet

Date / Time of inspection: 30 August 2025

Location: Designated points

Role of Individual Undertaking Monitoring: Tin Ko Ko (HSSE Officer), Thet Nyi Nyi Shwe (HSSE Officer), Zaw Moe Aung (HSSE Manager)

Sembcorp Myingyan Power Company Limited

ESMP Checklist for September 2025

Air Quality Management Monitoring Monthly Checklist Form (Operational Phase)

S/No	Description	Yes	No	Details of Observation / Location	Corrective Action to be Taken	Action taken Date	Verified by
1	Built-in dry low NOx burners to reduce NOx emission at stack to below 25ppm at all times?	Yes		Installed built-in Dry Low NOx to reduce NOx emission at both gas turbines. Regular maintenance has been carrying out by maintenance team.	Nil	Done	Zaw/Tin/Thet
2	Monitor ambient air quality in and around the Project site as per the Environment Monitoring Program formulated for the Project.	Yes		Instrument team is carrying out daily monitoring and results are recorded daily.	Nil	Done	Zaw/Tin/Thet
3	Continuous emission monitoring (CEMS) systems installed common for both main stack and bypass stack for real-time data collection on emission status from the Plant monitoring emission concentrations of NOx as NO2, PM, SO2, O2, moisture content?	Yes		Monitoring by Continuous emissions monitoring system (CEMS) at sites.	Nil	Done	Zaw/Tin/Thet
4	Monitor ambient air quality monitoring as per ESIA Monitoring Programmer formulated for the Plant.	Yes		Quarterly Monitoring was conducted by 3 rd Party Surveyor in September 2025. Will be conducted again in December 2025.	Nil	Done	Zaw/Tin/Thet
5	Annual CEMS validation for NOx, CO, PM2.5 and O2 at Main Stack and Bypass Stack by using standard methods?	Yes		Weekly calibration is conducted by I&C team.	Nil	Done	Zaw/Tin/Thet
6	Are there any emission of dark smoke from equipment and machinery?		No	No emission of dark smoke from the equipment and machinery was found during the month.	NIL	Done	Zaw/Tin/Thet
7	Are there evidences of open burning of waste carried out?		No	No evidence of open burning of waste was carried out during the month.	NIL	Done	Zaw/Tin/Thet
8	Are there operational & maintenance activities to create high dust emission on site and taken adequate control measures?		No	No operation and maintenance activity observed during the month.	NIL	Done	Zaw/Tin/Thet

Date / Time of inspection: 30 September 2025

Location: Designated points

Role of Individual Undertaking Monitoring: Tin Ko Ko (HSSE Officer), Thet Nyi Nyi Shwe (HSSE Officer), Zaw Moe Aung (HSSE Manager) and 3rd Party Surveyor.

Sembcorp Myingyan Power Company Limited

ESMP Checklist for April 2025

Emergency Preparedness & Response Management Monitoring Checklist Form (Operational Phase)

No	Description	Yes	No	Details of Observation	Corrective Action to be Taken	Action taken date	Verified by
1	Emergency contact list displayed in prominent area, such as, notice board, resting shelters?	Yes		Displayed at offices notice boards, security guard house, and canteen and updating regularly.	Nil	Done	Zaw/Tin/Thet
2	Emergency evacuation route is pasted on prominent location?	Yes		Posted in major buildings.	Nil	Done	Zaw/Tin/Thet
3	Regular inspection on emergency resources?	Yes		Monthly inspection is conducted by appointed person.	Nil	Done	Zaw/Tin/Thet
4	Emergency drill exercise was conducted regularly?	Yes		Conducting monthly Emergency response drill.	Nil	Done	Zaw/Tin/Thet
5	Regular inspection on clearance of emergency evacuation route, for emergency vehicle access?	Yes		Monthly inspection conducted by appointed person.	Nil	Done	Zaw/Tin/Thet
6	Emergency response team was trained to deal with emergency situation? - First Aid - Firefighting - Rescue	Yes		Plant Emergency Response team is trained to fight fire, practice basic first aid and search & rescue.	Nil	Done	Zaw/Tin/Thet
7	Adequate number of emergency response team in place?	Yes		Plant emergency response team is established in accordance with Emergency Response Plan.	Nil	Done	Zaw/Tin/Thet

Date: 30 April 2025

Location: Myingyan 225MW CAPP


Name of individual undertaking the monitoring: Tin Ko Ko (HSSE Officer), Thet Nyi Nyi Shwe (HSSE Officer), Zaw Moe Aung (HSSE Manager), Kyaw Myo Htet (Security)

Earthquake Emergency Response Drill. (Table-Top Exercise), April 2025

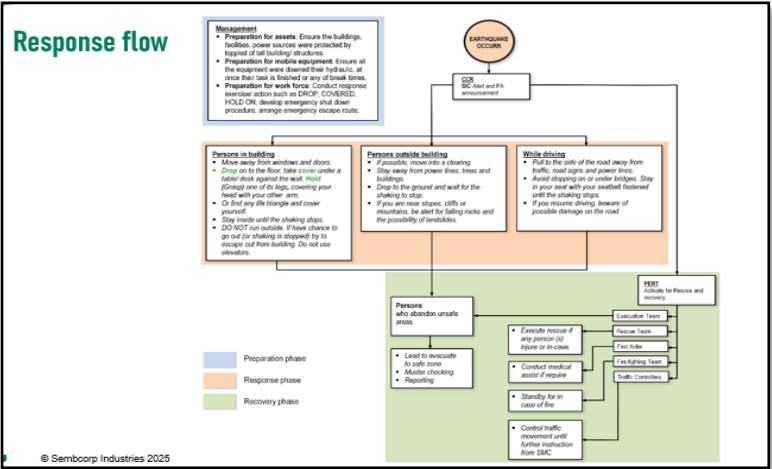
Scenario

Occur an earthquake.
 Date: 30 April 2025
 Time: 03:15 pm
 Event: Earthquake (5.4 Magnitude) has shaken North- South direction in Mandalay region.

Shift- Charge Engineer in CCR: Act as the SIC and immediately raise up emergency alert (raising alarm).




© Sembcorp industries 2025



Regular Inspections for Emergency Preparedness, April 2025

Fire hose reel Inspection and Testing



Checking first aid box.



Checking AED.



Sembcorp Myingyan Power Company Limited

ESMP Checklist for May 2025

Emergency Preparedness & Response Management Monitoring Checklist Form (Operational Phase)

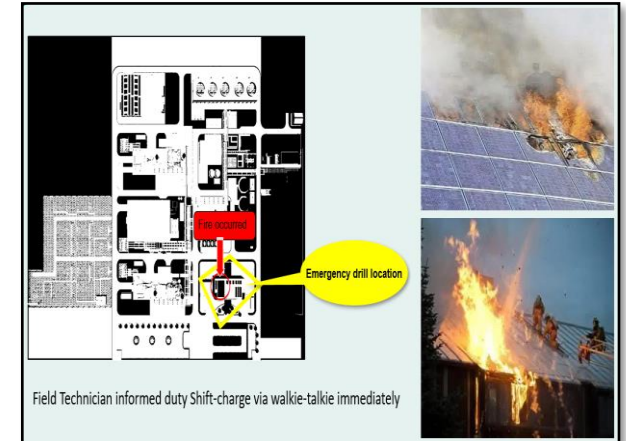
No	Description	Yes	No	Details of Observation	Corrective Action to be Taken	Action taken date	Verified by
1	Emergency contact list displayed in prominent area, such as, notice board, resting shelters?	Yes		Displayed at offices notice boards, security guard house, and canteen and updating regularly.	Nil	Done	Zaw/Tin/Thet
2	Emergency evacuation route is pasted on prominent location?	Yes		Posted in major buildings.	Nil	Done	Zaw/Tin/Thet
3	Regular inspection on emergency resources?	Yes		Monthly inspection is conducted by appointed person.	Nil	Done	Zaw/Tin/Thet
4	Emergency drill exercise was conducted regularly?	Yes		Conducting monthly Emergency response drill.	Nil	Done	Zaw/Tin/Thet
5	Regular inspection on clearance of emergency evacuation route, for emergency vehicle access?	Yes		Monthly inspection conducted by appointed person.	Nil	Done	Zaw/Tin/Thet
6	Emergency response team was trained to deal with emergency situation? - First Aid - Firefighting - Rescue	Yes		Plant Emergency Response team is trained to fight fire, practice basic first aid and search & rescue.	Nil	Done	Zaw/Tin/Thet
7	Adequate number of emergency response team in place?	Yes		Plant emergency response team is established in accordance with Emergency Response Plan.	Nil	Done	Zaw/Tin/Thet

Date: 30 May 2025

Location: Myingyan 225MW CAPP


Name of individual undertaking the monitoring: Tin Ko Ko (HSSE Officer), Thet Nyi Nyi Shwe (HSSE Officer), Zaw Moe Aung (HSSE Manager), Kyaw Myo Htet (Security)

Tier 2 Fire Drill, May 2025



Regular Inspections for Emergency Preparedness, May 2025

Fire hydrant and hose inspection and testing



Eyewash station inspection and testing.



Checking SDS



Sembcorp Myingyan Power Company Limited

ESMP Checklist for June 2025

Emergency Preparedness & Response Management Monitoring Checklist Form (Operational Phase)

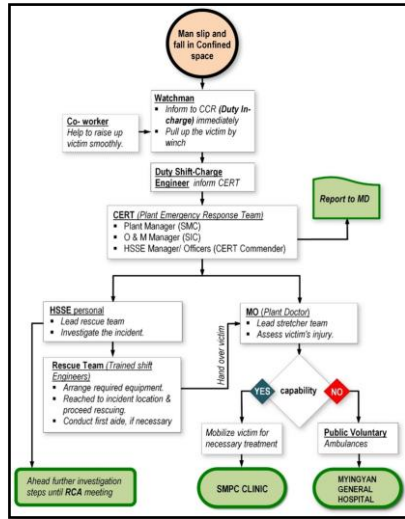
No	Description	Yes	No	Details of Observation	Corrective Action to be Taken	Action taken date	Verified by
1	Emergency contact list displayed in prominent area, such as, notice board, resting shelters?	Yes		Displayed at offices notice boards, security guard house and canteen and updating regularly.	Nil	Done	Zaw/Tin/Thet
2	Emergency evacuation route is pasted on prominent location?	Yes		Posted in major buildings.	Nil	Done	Zaw/Tin/Thet
3	Regular inspection on emergency resources?	Yes		Monthly inspection is conducted by appointed person.	Nil	Done	Zaw/Tin/Thet
4	Emergency drill exercise was conducted regularly?	Yes		Conducting monthly Emergency response drill.	Nil	Done	Zaw/Tin/Thet
5	Regular inspection on clearance of emergency evacuation route, for emergency vehicle access?	Yes		Monthly inspection conducted by appointed person.	Nil	Done	Zaw/Tin/Thet
6	Emergency response team was trained to deal with emergency situation? - First Aid - Firefighting - Rescue	Yes		Plant Emergency Response team is trained to fight fire, practice basic first aid and search & rescue.	Nil	Done	Zaw/Tin/Thet
7	Adequate number of emergency response team in place?	Yes		Plant emergency response team is established in accordance with Emergency Response Plan.	Nil	Done	Zaw/Tin/Thet

Date: 30 Jun 2025

Location: Myingyan 225MW CAPP

Name of individual undertaking the monitoring: Tin Ko Ko (HSSE Officer), Thet Nyi Nyi Shwe (HSSE Officer), Zaw Moe Aung (HSSE Manager), Kyaw Myo Htet (Security)

Confined Space Rescue Drill, June 2025



SIC command PERT to manage Rescue Team to reach incident location immediately.



CSER Team to assess victim situation and follow up action as their responsibility

Regular Inspections for Emergency Preparedness, June 2025

Fire hydrant and hose inspection and testing



Eyewash station inspection and testing.



Checking AED and first-aid box.



Sembcorp Myingyan Power Company Limited

ESMP Checklist for July 2025

Emergency Preparedness & Response Management Monitoring Checklist Form (Operational Phase)

No	Description	Yes	No	Details of Observation	Corrective Action to be Taken	Action taken date	Verified by
1	Emergency contact list displayed in prominent area, such as, notice board, resting shelters?	Yes		Displayed at offices notice boards, security guard house and canteen and updating regularly.	Nil	Done	Zaw/Tin/Thet
2	Emergency evacuation route is pasted on prominent location?	Yes		Posted in major buildings.	Nil	Done	Zaw/Tin/Thet
3	Regular inspection on emergency resources?	Yes		Monthly inspection is conducted by appointed person.	Nil	Done	Zaw/Tin/Thet
4	Emergency drill exercise was conducted regularly?	Yes		Conducting monthly Emergency response drill.	Nil	Done	Zaw/Tin/Thet
5	Regular inspection on clearance of emergency evacuation route, for emergency vehicle access?	Yes		Monthly inspection conducted by appointed person.	Nil	Done	Zaw/Tin/Thet
6	Emergency response team was trained to deal with emergency situation? - First Aid - Firefighting - Rescue	Yes		Plant Emergency Response team is trained to fight fire, practice basic first aid and search & rescue.	Nil	Done	Zaw/Tin/Thet
7	Adequate number of emergency response team in place?	Yes		Plant emergency response team is established in accordance with Emergency Response Plan.	Nil	Done	Zaw/Tin/Thet

Date: 31 Jul 2025

Location: Myingyan 225MW CCPP

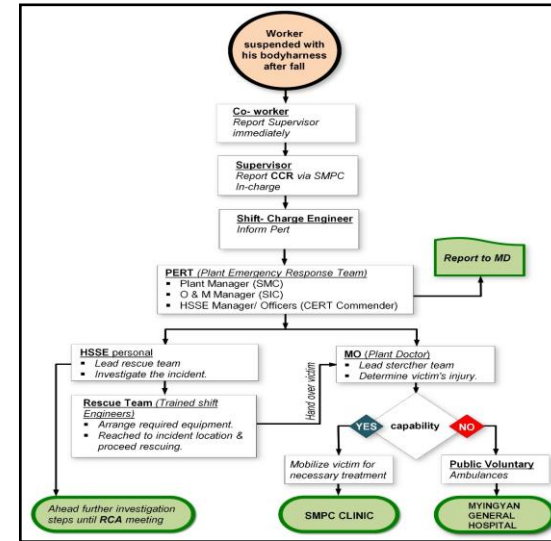
Name of individual undertaking the monitoring: Tin Ko Ko (HSSE Officer), Thet Nyi Nyi Shwe (HSSE Officer), Zaw Moe Aung (HSSE Manager), Kyaw Myo Htet (Security)

Working at Height Rescue Drill (Table-top Exercise), July 2025

Scenario

During admin building painting job around 3:15 PM on 29 July 2025, a painter was working on top lift of the scaffold. He tried to apply the final coating at top edge of the building where is far away from his position to apply the paint. So, he decided to move out from the guardrail of the scaffold. It was started raining, and he anchored double lanyards at two points of the outside guardrails of scaffold. After having his body out from guardrail, he hold one hand on a scaffold standard and extend one hand to apply paint on wall. At that time, his holding hand became slipped from the standard and he fell from the scaffold. He fell around 13 ft and suspended with his fall arrest system in the air 23 ft above the ground.

Date: 29/July/2025
 Time: 3:15 PM
 Location: Admin Building



Regular Inspections for Emergency Preparedness, July 2025

Fire hydrant and hose inspection and testing



Eyewash shower station inspection and testing.



Checking and testing of inter-com system.



Sembcorp Myingyan Power Company Limited

ESMP Checklist for August 2025

Emergency Preparedness & Response Management Monitoring Checklist Form (Operational Phase)

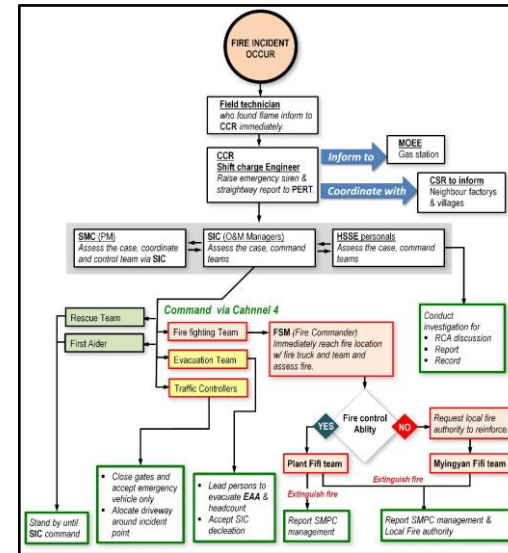
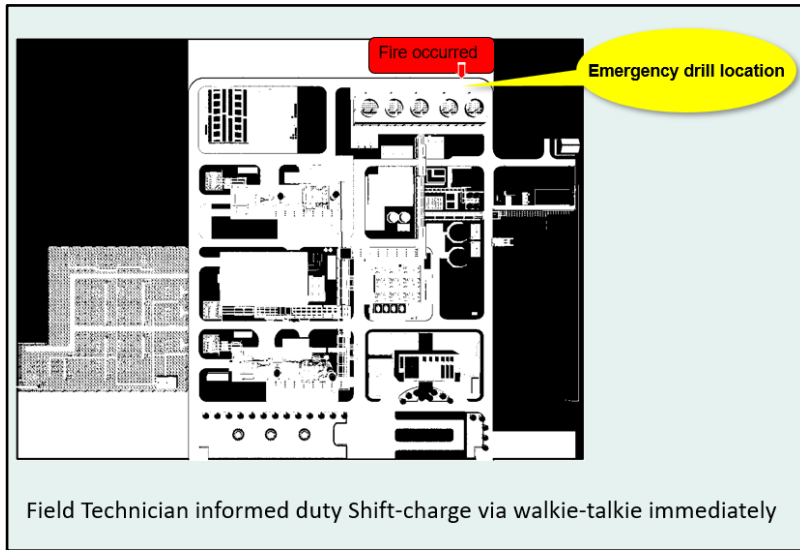
No	Description	Yes	No	Details of Observation	Corrective Action to be Taken	Action taken date	Verified by
1	Emergency contact list displayed in prominent area, such as, notice board, resting shelters?	Yes		Displayed at offices notice boards, security guard house and canteen and updating regularly.	Nil	Done	Zaw/Tin/Thet
2	Emergency evacuation route is pasted on prominent location?	Yes		Posted in major buildings.	Nil	Done	Zaw/Tin/Thet
3	Regular inspection on emergency resources?	Yes		Monthly inspection is conducted by appointed person.	Nil	Done	Zaw/Tin/Thet
4	Emergency drill exercise was conducted regularly?	Yes		Conducting monthly Emergency response drill.	Nil	Done	Zaw/Tin/Thet
5	Regular inspection on clearance of emergency evacuation route, for emergency vehicle access?	Yes		Monthly inspection conducted by appointed person.	Nil	Done	Zaw/Tin/Thet
6	Emergency response team was trained to deal with emergency situation? - First Aid - Firefighting - Rescue	Yes		Plant Emergency Response team is trained to fight fire, practice basic first aid and search & rescue.	Nil	Done	Zaw/Tin/Thet
7	Adequate number of emergency response team in place?	Yes		Plant emergency response team is established in accordance with Emergency Response Plan.	Nil	Done	Zaw/Tin/Thet

Date: 30 August 2025

Location: Myingyan 225MW CCPP

Name of individual undertaking the monitoring: Tin Ko Ko (HSSE Officer), Thet Nyi Nyi Shwe (HSSE Officer), Zaw Moe Aung (HSSE Manager), Kyaw Myo Htet (Security)

Fire Dirll (Table-top Exercise), August 2025



Regular Inspections for Emergency Preparedness August 2025

Fire hydrant and hose inspection and testing



Eyewash shower station inspection and testing.



Checking and testing of inter-com system.



Sembcorp Myingyan Power Company Limited

ESMP Checklist for September 2025

Emergency Preparedness & Response Management Monitoring Checklist Form (Operational Phase)

No	Description	Yes	No	Details of Observation	Corrective Action to be Taken	Action taken date	Verified by
1	Emergency contact list displayed in prominent area, such as, notice board, resting shelters?	Yes		Displayed at offices notice boards, security guard house and canteen and updating regularly.	Nil	Done	Zaw/Tin/Thet
2	Emergency evacuation route is pasted on prominent location?	Yes		Posted in major buildings.	Nil	Done	Zaw/Tin/Thet
3	Regular inspection on emergency resources?	Yes		Monthly inspection is conducted by appointed person.	Nil	Done	Zaw/Tin/Thet
4	Emergency drill exercise was conducted regularly?	Yes		Conducting monthly Emergency response drill.	Nil	Done	Zaw/Tin/Thet
5	Regular inspection on clearance of emergency evacuation route, for emergency vehicle access?	Yes		Monthly inspection conducted by appointed person.	Nil	Done	Zaw/Tin/Thet
6	Emergency response team was trained to deal with emergency situation? - First Aid - Firefighting - Rescue	Yes		Plant Emergency Response team is trained to fight fire, practice basic first aid and search & rescue.	Nil	Done	Zaw/Tin/Thet
7	Adequate number of emergency response team in place?	Yes		Plant emergency response team is established in accordance with Emergency Response Plan.	Nil	Done	Zaw/Tin/Thet

Date: 30 Sep 2025

Location: Myingyan 225MW CAPP

Name of individual undertaking the monitoring: Tin Ko Ko (HSSE Officer), Thet Nyi Nyi Shwe (HSSE Officer), Zaw Moe Aung (HSSE Manager), Kyaw Myo Htet (Security)

Tier 3 Fire and Evacuation Drill, September 2025



Regular Inspections for Emergency Preparedness, September 2025

Fire hydrant and hose inspection and testing



Eyewash shower station inspection and testing.



Checking and testing of inter-com system.



Sembcorp Myingyan Power Company Limited

ESMP Checklist for April 2025

Noise and Vibration Management Monitoring Checklist Form (Operational Phase)

S/N	Description	Yes	No	Details of Observation / Location	Action to be Taken	Action taken date	Verified by
1	Are there operation & maintenance noise activities and area identified?	Yes		Noise sources situated in; <ul style="list-style-type: none"> ▪ Steam turbine building ▪ GT#1, HRSG #1 ▪ GT#2, HRSG #2 	<ul style="list-style-type: none"> ▪ Conduct training of noise protection. ▪ Issue ear protector 	Done	Zaw/Tin/Thet
2	Are noisy parts of Machines enclosed?	Yes		Machines are installed in their enclosures.	Nil	Done	Zaw/Tin/Thet
3	Are Machines serviced and maintained regularly?	Yes		Nil	Nil	Done	Zaw/Tin/Thet
4	Are machines correctly mounted to avoid vibration and reduce noise levels?	Yes		Nil	Nil	Done	Zaw/Tin/Thet
5	Are sound absorbing materials used on site such as noise barrier?	Yes		Nil	Nil	Done	Zaw/Tin/Thet
6	Regular monitoring done for identified NSRs within 500m from the Plant boundary? (ESIA recommended quarterly)	Yes		Will conduct quarterly monitoring by 3 rd party surveyor in June 2025.	Nil	Ongoing	Zaw/Tin/Thet
7	Have there been any complaints from outside communities concerning noise through the Projects grievance mechanism?		No	Nil	Nil	Done	Zaw/Tin/Thet
8	Is the Plant Management discussed about noise issue in meeting, such as workforce training on noise protection and prevention?	Yes		Nil	Nil	Done	Zaw/Tin/Thet

Date / Time: 30 April 2025

Location: Designated points

Name of individual Undertaking Monitoring: Tin Ko Ko (HSSE Officer), Thet Nyi Nyi Shwe (HSSE Officer), Zaw Moe Aung (HSSE Manager).

Sembcorp Myingyan Power Company Limited

ESMP Checklist for May 2025

Noise and Vibration Management Monitoring Checklist Form (Operational Phase)

S/N	Description	Yes	No	Details of Observation / Location	Action to be Taken	Action taken date	Verified by
1	Are there operation & maintenance noise activities and area identified?	Yes		Noise sources situated in. <ul style="list-style-type: none"> ▪ Steam turbine building ▪ GT#1, HRSG #1 ▪ GT#2, HRSG #2 	<ul style="list-style-type: none"> ▪ Conduct training of noise protection. ▪ Issue ear protector 	Done	Zaw/Tin/Thet
2	Are noisy parts of Machines enclosed?	Yes		Machines are installed in their enclosures.	Nil	Done	Zaw/Tin/Thet
3	Are Machines serviced and maintained regularly?	Yes		Nil	Nil	Done	Zaw/Tin/Thet
4	Are machines correctly mounted to avoid vibration and reduce noise levels?	Yes		Nil	Nil	Done	Zaw/Tin/Thet
5	Are sound absorbing materials used on site such as noise barrier?	Yes		Nil	Nil	Done	Zaw/Tin/Thet
6	Regular monitoring done for identified NSRs within 500m from the Plant boundary? (ESIA recommended quarterly)	Yes		Will conduct quarterly monitoring by 3 rd party surveyor in June 2025.	Nil	Ongoing	Zaw/Tin/Thet
7	Have there been any complaints from outside communities concerning noise through the Projects grievance mechanism?		No	Nil	Nil	Done	Zaw/Tin/Thet
8	Is the Plant Management discussed about noise issue in meeting, such as workforce training on noise protection and prevention?	Yes		Nil	Nil	Done	Zaw/Tin/Thet

Date / Time: 30 May 2025

Location: Designated points

Name of individual Undertaking Monitoring: Tin Ko Ko (HSSE Officer), Thet Nyi Nyi Shwe (HSSE Officer), Zaw Moe Aung (HSSE Manager).

Sembcorp Myingyan Power Company Limited

ESMP Checklist for June 2025

Noise and Vibration Management Monitoring Checklist Form (Operational Phase)

S/N	Description	Yes	No	Details of Observation / Location	Action to be Taken	Action taken date	Verified by
1	Are there operation & maintenance noise activities and area identified?	Yes		Noise sources situated in; <ul style="list-style-type: none"> ▪ Steam turbine building ▪ GT#1, HRSG #1 ▪ GT#2, HRSG #2 	<ul style="list-style-type: none"> ▪ Conduct training of noise protection. ▪ Issue ear protector 	Done	Zaw/Tin/Thet
2	Are noisy parts of Machines enclosed?	Yes		Machines are installed in their enclosures.	Nil	Done	Zaw/Tin/Thet
3	Are Machines serviced and maintained regularly?	Yes		Nil	Nil	Done	Zaw/Tin/Thet
4	Are machines correctly mounted to avoid vibration and reduce noise levels?	Yes		Nil	Nil	Done	Zaw/Tin/Thet
5	Are sound absorbing materials used on site such as noise barrier?	Yes		Nil	Nil	Done	Zaw/Tin/Thet
6	Regular monitoring done for identified NSRs within 500m from the Plant boundary? (ESIA recommended quarterly)	Yes		Conducted quarterly monitoring by 3 rd party surveyor. Will be conducted again in September 2025.	Nil	Done	Zaw/Tin/Thet
7	Have there been any complaints from outside communities concerning noise through the Projects grievance mechanism?		No	Nil	Nil	Done	Zaw/Tin/Thet
8	Is the Plant Management discussed about noise issue in meeting, such as workforce training on noise protection and prevention?	Yes		Nil	Nil	Done	Zaw/Tin/Thet

Date / Time: 30 June 2025

Location: Designated points

Name of individual Undertaking Monitoring: Tin Ko Ko (HSSE Officer), Thet Nyi Nyi Shwe (HSSE Officer), Zaw Moe Aung (HSSE Manager).

Sembcorp Myingyan Power Company Limited

ESMP Checklist for July 2025

Noise and Vibration Management Monitoring Checklist Form (Operational Phase)

S/N	Description	Yes	No	Details of Observation / Location	Action to be Taken	Action taken date	Verified by
1	Are there operation & maintenance noise activities and area identified?	Yes		Noise sources situated in; <ul style="list-style-type: none"> ▪ Steam turbine building ▪ GT#1, HRSG #1 ▪ GT#2, HRSG #2 	<ul style="list-style-type: none"> ▪ Conduct training of noise protection. ▪ Issue ear protector 	Done	Zaw/Tin/Thet
2	Are noisy parts of Machines enclosed?	Yes		Machines are installed in their enclosures.	Nil	Done	Zaw/Tin/Thet
3	Are Machines serviced and maintained regularly?	Yes		Nil	Nil	Done	Zaw/Tin/Thet
4	Are machines correctly mounted to avoid vibration and reduce noise levels?	Yes		Nil	Nil	Done	Zaw/Tin/Thet
5	Are sound absorbing materials used on site such as noise barrier?	Yes		Nil	Nil	Done	Zaw/Tin/Thet
6	Regular monitoring done for identified NSRs within 500m from the Plant boundary? (ESIA recommended quarterly)	Yes		Will conduct quarterly monitoring by 3rd party surveyor in September 2025.	Nil	Done	Zaw/Tin/Thet
7	Have there been any complaints from outside communities concerning noise through the Projects grievance mechanism?		No	Nil	Nil	Done	Zaw/Tin/Thet
8	Is the Plant Management discussed about noise issue in meeting, such as workforce training on noise protection and prevention?	Yes		Nil	Nil	Done	Zaw/Tin/Thet

Date / Time: 31 Jul 2025

Location: Designated points

Name of individual Undertaking Monitoring: Tin Ko Ko (HSSE Officer), Thet Nyi Nyi Shwe (HSSE Officer), Zaw Moe Aung (HSSE Manager).

Sembcorp Myingyan Power Company Limited

ESMP Checklist for August 2025

Noise and Vibration Management Monitoring Checklist Form (Operational Phase)

S/N	Description	Yes	No	Details of Observation / Location	Action to be Taken	Action taken date	Verified by
1	Are there operation & maintenance noise activities and area identified?	Yes		Noise sources situated in; <ul style="list-style-type: none"> ▪ Steam turbine building ▪ GT#1, HRSG #1 ▪ GT#2, HRSG #2 	<ul style="list-style-type: none"> ▪ Conduct training of noise protection. ▪ Issue ear protector 	Done	Zaw/Tin/Thet
2	Are noisy parts of Machines enclosed?	Yes		Machines are installed in their enclosures.	Nil	Done	Zaw/Tin/Thet
3	Are Machines serviced and maintained regularly?	Yes		Nil	Nil	Done	Zaw/Tin/Thet
4	Are machines correctly mounted to avoid vibration and reduce noise levels?	Yes		Nil	Nil	Done	Zaw/Tin/Thet
5	Are sound absorbing materials used on site such as noise barrier?	Yes		Nil	Nil	Done	Zaw/Tin/Thet
6	Regular monitoring done for identified NSRs within 500m from the Plant boundary? (ESIA recommended quarterly)	Yes		Will conduct quarterly monitoring by 3rd party surveyor in September 2025.	Nil	Done	Zaw/Tin/Thet
7	Have there been any complaints from outside communities concerning noise through the Projects grievance mechanism?		No	Nil	Nil	Done	Zaw/Tin/Thet
8	Is the Plant Management discussed about noise issue in meeting, such as workforce training on noise protection and prevention?	Yes		Nil	Nil	Done	Zaw/Tin/Thet

Date / Time: 31 Aug 2025

Location: Designated points

Name of individual Undertaking Monitoring: Tin Ko Ko (HSSE Officer), Thet Nyi Ny Shwe (HSSE Officer), Zaw Moe Aung (HSSE Manager).

Sembcorp Myingyan Power Company Limited

ESMP Checklist for September 2025

Noise and Vibration Management Monitoring Checklist Form (Operational Phase)

S/N	Description	Yes	No	Details of Observation / Location	Action to be Taken	Action taken date	Verified by
1	Are there operation & maintenance noise activities and area identified?	Yes		Noise sources situated in; <ul style="list-style-type: none"> ▪ Steam turbine building ▪ GT#1, HRSG #1 ▪ GT#2, HRSG #2 	<ul style="list-style-type: none"> ▪ Conduct training of noise protection. ▪ Issue ear protector 	Done	Zaw/Tin/Thet
2	Are noisy parts of Machines enclosed?	Yes		Machines are installed in their enclosures.	Nil	Done	Zaw/Tin/Thet
3	Are Machines serviced and maintained regularly?	Yes		Nil	Nil	Done	Zaw/Tin/Thet
4	Are machines correctly mounted to avoid vibration and reduce noise levels?	Yes		Nil	Nil	Done	Zaw/Tin/Thet
5	Are sound absorbing materials used on site such as noise barrier?	Yes		Nil	Nil	Done	Zaw/Tin/Thet
6	Regular monitoring done for identified NSRs within 500m from the Plant boundary? (ESIA recommended quarterly)	Yes		Conducted quarterly monitoring by 3 rd party surveyor, and results are well below NEQG guideline values. Will be conducted again in December 2025.	Nil	Done	Zaw/Tin/Thet
7	Have there been any complaints from outside communities concerning noise through the Projects grievance mechanism?		No	Nil	Nil	Done	Zaw/Tin/Thet
8	Is the Plant Management discussed about noise issue in meeting, such as workforce training on noise protection and prevention?	Yes		Nil	Nil	Done	Zaw/Tin/Thet

Date / Time: 30 Sep 2025

Location: Designated points

Name of individual Undertaking Monitoring: Tin Ko Ko (HSSE Officer), Thet Nyi Nyi Shwe (HSSE Officer), Zaw Moe Aung (HSSE Manager).

Semcorp Myingyan Power Company Limited

ESMP Checklist for April 2025

Workers Occupational Health and Safety Control measure implementation & monitoring checklist (Operational Phase)

No.	Description	Yes	No	Details of Observation / Location	Corrective Action to be Taken	Action taken date	Verified by
1	Is the HSE policy authorized by company top management and communicated to the persons working under the control of organization?	Yes		QHSE policy has signed by company top management and displayed in all the HSSE notice boards, all meeting rooms and attached in SIC training as well.	Nil	Done	Zaw/Tin/Thet
2	Are personnel working under the organization comply with safe working practices to prevent from OHS risk associated to the activities. Are Permit-To-Work system implemented by the Plant such as Hot-work, working at height, lifting operation, Excavation and Confined space work, etc.?	Yes		Implemented Permit to work system.	Nil	Done	Zaw/Tin/Thet
3	Are trainings and consultation program for workers who involved in high risk activities conducted by the O&M and Contractors?	Yes		Workers are trained for safe work procedures. Risk assessment conducted for all work activities. Toolbox talk conducted prior to commencing work activity. Conduct Emergency response awareness according to SIC.	Nil	Done	Zaw/Tin/Thet
4	Are HSSE meetings conducted accordingly, such as Daily HSE and O&M meeting, Tool box meeting, HSSE Committee meeting, etc.?	Yes		Conducting daily HSE and O&M meeting. Conducting daily Permit to Work Meeting. Monthly HSSE Committee meeting in first week of April 2025.	Nil	Done	Zaw/Tin/Thet
5	Are all the near-miss, incidents, accidents, and occupational diseases, dangerous occurrence at the project activity area, plant and workers camp investigated and reported?	Yes		Nil	Nil	Done	Zaw/Tin/Thet
6	In-house rules are implemented and monitoring for the compliances.	Yes		12 life-saving rules are implemented and displayed at strategic locations. Stop Data Pro platform is used to report unsafe condition and unsafe act and to take corrective actions.	Nil	Done	Zaw/Tin/Thet

7	Is HSE promotional activities for workforce implemented by Plant Management?	Yes		Incentive awards giving out for HSSE observation submission and Life Saving Rule safety quiz.	Nil	Done	Zaw/Tin/Thet
8	Is there implemented procedure on evaluation, selection and control of sub-contractor? Is the daily monitoring on labor and working condition conducted by contractor, especially, no child and forced labor will be employed by contractors?	Yes		Safe Working Procedure for Contractor Management and Contractor Requirement has been implemented.	Nil	Done	Zaw/Tin/Thet
9	Is there implemented HSE inspection program and documented?	Yes		Weekly management site-walk inspection conducted and documented accordingly.	Nil	Done	Zaw/Tin/Thet
10	Are equipment, electrical tools, machineries, lifting gears, and scaffold inspected by competent personnel?	Yes		Inspected by appointed inspector before task.	Nil	Done	Zaw/Tin/Thet
11	Are Method Statements, Risk Assessments & Safe Work Procedures complying with required work activities that will be potential harm to workforce?	Yes		PTW attached with MS and RA are required to be approved before tasks.	Nil	Done	Zaw/Tin/Thet
12	Is there any form of control on movement of hazardous substances such as chemicals? Any PPEs compliance on handling of such chemicals?	Yes		Hazardous substances are controlled by complying with safe handling and storage of chemical procedures. Workers are mandatory to comply with PPEs requirement as stated in SDS.	Nil	Done	Zaw/Tin/Thet
13	Are firefighting equipment's provided and inspected/tested regularly? Any damaged firefighting equipment replaced timely?	Yes		Inspecting monthly and damaged are replaced timely if any.	Nil	Done	Zaw/Tin/Thet
14	Pre-employment medical check and routine health screen conducted? Annual audiometric test conducted for the persons working under the organization?	Yes		Pre-employment medical check is carried out for all new hires. Annual audiometric is planned to be conducted in May 2025.	Nil	Done	Zaw/Tin/Thet

Date / Time: 30 April 2025

Location: Plant area

Role of Individual Undertaking Monitoring: Tin Ko Ko (HSSE Officer), Thet Nyi Nyi Shwe (HSSE Officer) and Zaw Moe Aung (HSSE Manager).

Sembcorp Myingyan Power Company Limited

ESMP Checklist for May 2025

Workers Occupational Health and Safety Control measure implementation & monitoring checklist (Operational Phase)

No.	Description	Yes	No	Details of Observation / Location	Corrective Action to be Taken	Action taken date	Verified by
1	Is the HSE policy authorized by company top management and communicated to the persons working under the control of organization?	Yes		QHSE policy has signed by company top management and displayed in all the HSSE notice boards, all meeting rooms and attached in SIC training as well.	Nil	Done	Zaw/Tin/Thet
2	Are personnel working under the organization comply with safe working practices to prevent from OHS risk associated to the activities. Are Permit-To-Work system implemented by the Plant such as Hot-work, working at height, lifting operation, Excavation and Confined space work, etc.?	Yes		Implemented Permit to work system.	Nil	Done	Zaw/Tin/Thet
3	Are trainings and consultation program for workers who involved in high risk activities conducted by the O&M and Contractors?	Yes		Workers are trained for safe work procedures. Risk assessment conducted for all work activities. Toolbox talk conducted prior to commencing work activity. Conduct Emergency response awareness according to SIC.	Nil	Done	Zaw/Tin/Thet
4	Are HSSE meetings conducted accordingly, such as Daily HSE and O&M meeting, Tool box meeting, HSSE Committee meeting, etc.?	Yes		Conducting daily HSE and O&M meeting. Conducting daily Permit to Work Meeting. Monthly HSSE Committee meeting in first week of May 2025.	Nil	Done	Zaw/Tin/Thet
5	Are all the near-miss, incidents, accidents, and occupational diseases, dangerous occurrence at the project activity area, plant and workers camp investigated and reported?	Yes		Nil	Nil	Done	Zaw/Tin/Thet
6	In-house rules are implemented and monitoring for the compliances.	Yes		12 life-saving rules are implemented and displayed at strategic locations. Stop Data Pro platform is used to report unsafe condition and unsafe act and to take corrective actions.	Nil	Done	Zaw/Tin/Thet

7	Is HSE promotional activities for workforce implemented by Plant Management?	Yes		Incentive awards giving out for HSSE observation submission and Life Saving Rule safety quiz.	Nil	Done	Zaw/Tin/Thet
8	Is there implemented procedure on evaluation, selection and control of sub-contractor? Is the daily monitoring on labor and working condition conducted by contractor, especially, no child and forced labor will be employed by contractors?	Yes		Safe Working Procedure for Contractor Management and Contractor Requirement has been implemented.	Nil	Done	Zaw/Tin/Thet
9	Is there implemented HSE inspection program and documented?	Yes		Weekly management site-walk inspection conducted and documented accordingly.	Nil	Done	Zaw/Tin/Thet
10	Are equipment, electrical tools, machineries, lifting gears, and scaffold inspected by competent personnel?	Yes		Inspected by appointed inspector before task.	Nil	Done	Zaw/Tin/Thet
11	Are Method Statements, Risk Assessments & Safe Work Procedures complying with required work activities that will be potential harm to workforce?	Yes		PTW attached with MS and RA are required to be approved before tasks.	Nil	Done	Zaw/Tin/Thet
12	Is there any form of control on movement of hazardous substances such as chemicals? Any PPEs compliance on handling of such chemicals?	Yes		Hazardous substances are controlled by complying with safe handling and storage of chemical procedures. Workers are mandatory to comply with PPEs requirement as stated in SDS.	Nil	Done	Zaw/Tin/Thet
13	Are firefighting equipment's provided and inspected/tested regularly? Any damaged firefighting equipment replaced timely?	Yes		Inspecting monthly and damaged are replaced timely if any.	Nil	Done	Zaw/Tin/Thet
14	Pre-employment medical check and routine health screen conducted? Annual audiometric test conducted for the persons working under the organization?	Yes		Pre-employment medical check is carried out for all new hires. Annual audiometric has been conducted in May 2025.	Nil	Done	Zaw/Tin/Thet

Date / Time: 30 May 2025

Location: Plant area

Role of Individual Undertaking Monitoring: Tin Ko Ko (HSSE Officer), Thet Nyi Nyi Shwe (HSSE Officer), Zaw Moe Aung (HSSE Manager).

Sembcorp Myingyan Power Company Limited

ESMP Checklist for June 2025

Workers Occupational Health and Safety Control measure implementation & monitoring checklist (Operational Phase)

No.	Description	Yes	No	Details of Observation / Location	Corrective Action to be Taken	Action taken date	Verified by
1	Is the HSE policy authorized by company top management and communicated to the persons working under the control of organization?	Yes		QHSE policy has signed by company top management and displayed in all the HSSE notice boards, all meeting rooms and attached in SIC training as well.	Nil	Done	Zaw/Tin/Thet
2	Are personnel working under the organization comply with safe working practices to prevent from OHS risk associated to the activities. Are Permit-To-Work system implemented by the Plant such as Hot-work, working at height, lifting operation, Excavation and Confined space work, etc.?	Yes		Implemented Permit to work system.	Nil	Done	Zaw/Tin/Thet
3	Are trainings and consultation program for workers who involved in high risk activities conducted by the O&M and Contractors?	Yes		Workers are trained for safe work procedures. Risk assessment conducted for all work activities. Toolbox talk conducted prior to commencing work activity. Conduct Emergency response awareness according to SIC.	Nil	Done	Zaw/Tin/Thet
4	Are HSSE meetings conducted accordingly, such as Daily HSE and O&M meeting, Tool box meeting, HSSE Committee meeting, etc.?	Yes		Conducting daily HSE and O&M meeting. Conducting daily Permit to Work Meeting. Monthly HSSE Committee meeting in first week of June 2025.	Nil	Done	Zaw/Tin/Thet
5	Are all the near-miss, incidents, accidents, and occupational diseases, dangerous occurrence at the project activity area, plant and workers camp investigated and reported?	Yes		Nil	Nil	Done	Zaw/Tin/Thet
6	In-house rules are implemented and monitoring for the compliances.	Yes		12 life-saving rules are implemented and displayed at strategic locations. Stop Data Pro platform is used to report unsafe condition and unsafe act and to take corrective actions.	Nil	Done	Zaw/Tin/Thet

7	Is HSE promotional activities for workforce implemented by Plant Management?	Yes		Incentive awards giving out for HSSE observation submission and Life Saving Rule safety quiz. DuPont (STOP observation)	Nil	Done	Zaw/Tin/Thet
8	Is there implemented procedure on evaluation, selection and control of sub-contractor? Is the daily monitoring on labor and working condition conducted by contractor, especially, no child and forced labor will be employed by contractors?	Yes		Safe Working Procedure for Contractor Management and Contractor Requirement has been implemented.	Nil	Done	Zaw/Tin/Thet
9	Is there implemented HSE inspection program and documented?	Yes		Weekly management site-walk inspection conducted and documented accordingly.	Nil	Done	Zaw/Tin/Thet
10	Are equipment, electrical tools, machineries, lifting gears, and scaffold inspected by competent personnel?	Yes		Inspected by appointed inspector before task.	Nil	Done	Zaw/Tin/Thet
11	Are Method Statements, Risk Assessments & Safe Work Procedures complying with required work activities that will be potential harm to workforce?	Yes		PTW attached with MS and RA are required to be approved before tasks.	Nil	Done	Zaw/Tin/Thet
12	Is there any form of control on movement of hazardous substances such as chemicals? Any PPEs compliance on handling of such chemicals?	Yes		Hazardous substances are controlled by complying with safe handling and storage of chemical procedures. Workers are mandatory to comply with PPEs requirement as stated in SDS.	Nil	Done	Zaw/Tin/Thet
13	Are firefighting equipment's provided and inspected/tested regularly? Any damaged firefighting equipment replaced timely?	Yes		Inspecting monthly and damaged are replaced timely if any.	Nil	Done	Zaw/Tin/Thet
14	Pre-employment medical check and routine health screen conducted? Annual audiometric test conducted for the persons working under the organization?	Yes		Pre-employment medical check is carried out for all new hires. Annual audiometric was conducted in May 2025.	Nil	Done	Zaw/Tin/Thet

Date / Time: 30 Jun 2025

Location: Plant area

Role of Individual Undertaking Monitoring: Tin Ko Ko (HSSE Officer), Thet Nyi Nyi Shwe (HSSE Officer), Zaw Moe Aung (HSSE Manager).

Sembcorp Myingyan Power Company Limited

ESMP Checklist for July 2025

Workers Occupational Health and Safety Control measure implementation & monitoring checklist (Operational Phase)

No.	Description	Yes	No	Details of Observation / Location	Corrective Action to be Taken	Action taken date	Verified by
1	Is the HSE policy authorized by company top management and communicated to the persons working under the control of organization?	Yes		QHSE policy has signed by company top management and displayed in all the HSSE notice boards, all meeting rooms and attached in SIC training as well.	Nil	Done	Zaw/Tin/Thet
2	Are personnel working under the organization comply with safe working practices to prevent from OHS risk associated to the activities. Are Permit-To-Work system implemented by the Plant such as Hot-work, working at height, lifting operation, Excavation and Confined space work, etc.?	Yes		Implemented Permit to work system.	Nil	Done	Zaw/Tin/Thet
3	Are trainings and consultation program for workers who involved in high risk activities conducted by the O&M and Contractors?	Yes		Workers are trained for safe work procedures. Risk assessment conducted for all work activities. Toolbox talk conducted prior to commencing work activity. Conduct Emergency response awareness according to SIC.	Nil	Done	Zaw/Tin/Thet
4	Are HSSE meetings conducted accordingly, such as Daily HSE and O&M meeting, Tool box meeting, HSSE Committee meeting, etc.?	Yes		Conducting daily HSE and O&M meeting. Conducting daily Permit to Work Meeting. Monthly HSSE Committee meeting in first week of July 2025.	Nil	Done	Zaw/Tin/Thet
5	Are all the near-miss, incidents, accidents, and occupational diseases, dangerous occurrence at the project activity area, plant and workers camp investigated and reported?	Yes		Nil	Nil	Done	Zaw/Tin/Thet
6	In-house rules are implemented and monitoring for the compliances.	Yes		12 life-saving rules are implemented and displayed at strategic locations. Stop Data Pro platform is used to report unsafe condition and unsafe act and to take corrective actions.	Nil	Done	Zaw/Tin/Thet

7	Is HSE promotional activities for workforce implemented by Plant Management?	Yes		Incentive awards giving out for HSSE observation submission and Life Saving Rule safety quiz. DuPont (STOP observation)	Nil	Done	Zaw/Tin/Thet
8	Is there implemented procedure on evaluation, selection and control of sub-contractor? Is the daily monitoring on labor and working condition conducted by contractor, especially, no child and forced labor will be employed by contractors?	Yes		Safe Working Procedure for Contractor Management and Contractor Requirement has been implemented.	Nil	Done	Zaw/Tin/Thet
9	Is there implemented HSE inspection program and documented?	Yes		Weekly management site-walk inspection conducted and documented accordingly.	Nil	Done	Zaw/Tin/Thet
10	Are equipment, electrical tools, machineries, lifting gears, and scaffold inspected by competent personnel?	Yes		Inspected by appointed inspector before task.	Nil	Done	Zaw/Tin/Thet
11	Are Method Statements, Risk Assessments & Safe Work Procedures complying with required work activities that will be potential harm to workforce?	Yes		PTW attached with MS and RA are required to be approved before tasks.	Nil	Done	Zaw/Tin/Thet
12	Is there any form of control on movement of hazardous substances such as chemicals? Any PPEs compliance on handling of such chemicals?	Yes		Hazardous substances are controlled by complying with safe handling and storage of chemical procedures. Workers are mandatory to comply with PPEs requirement as stated in SDS.	Nil	Done	Zaw/Tin/Thet
13	Are firefighting equipment's provided and inspected/tested regularly? Any damaged firefighting equipment replaced timely?	Yes		Inspecting monthly and damaged are replaced timely if any.	Nil	Done	Zaw/Tin/Thet
14	Pre-employment medical check and routine health screen conducted? Annual audiometric test conducted for the persons working under the organization?	Yes		Pre-employment medical check is carried out for all new hires. Annual audiometric was conducted in May 2025.	Nil	Done	Zaw/Tin/Thet

Date/Time: 31 July 2025

Location: Plant area

Role of Individual Undertaking Monitoring: Tin Ko Ko (HSSE Officer), Thet Nyi Nyi Shwe (HSSE Officer), Zaw Moe Aung (HSSE Manager).

Sembcorp Myingyan Power Company Limited

ESMP Checklist for August 2025

Workers Occupational Health and Safety Control measure implementation & monitoring checklist (Operational Phase)

No.	Description	Yes	No	Details of Observation / Location	Corrective Action to be Taken	Action taken date	Verified by
1	Is the HSE policy authorized by company top management and communicated to the persons working under the control of organization?	Yes		QHSE policy has signed by company top management and displayed in all the HSSE notice boards, all meeting rooms and attached in SIC training as well.	Nil	Done	Zaw/Tin/Thet
2	Are personnel working under the organization comply with safe working practices to prevent from OHS risk associated to the activities. Are Permit-To-Work system implemented by the Plant such as Hot-work, working at height, lifting operation, Excavation and Confined space work, etc.?	Yes		Implemented Permit to work system.	Nil	Done	Zaw/Tin/Thet
3	Are trainings and consultation program for workers who involved in high risk activities conducted by the O&M and Contractors?	Yes		Workers are trained for safe work procedures. Risk assessment conducted for all work activities. Toolbox talk conducted prior to commencing work activity. Conduct Emergency response awareness according to SIC.	Nil	Done	Zaw/Tin/Thet
4	Are HSSE meetings conducted accordingly, such as Daily HSE and O&M meeting, Tool box meeting, HSSE Committee meeting, etc.?	Yes		Conducting daily HSE and O&M meeting. Conducting daily Permit to Work Meeting. Monthly HSSE Committee meeting in first week of August 2025.	Nil	Done	Zaw/Tin/Thet
5	Are all the near-miss, incidents, accidents, and occupational diseases, dangerous occurrence at the project activity area, plant and workers camp investigated and reported?	Yes		Nil	Nil	Done	Zaw/Tin/Thet
6	In-house rules are implemented and monitoring for the compliances.	Yes		12 life-saving rules are implemented and displayed at strategic locations. Stop Data Pro platform is used to report unsafe condition and unsafe act and to take corrective actions.	Nil	Done	Zaw/Tin/Thet

7	Is HSE promotional activities for workforce implemented by Plant Management?	Yes		Incentive awards giving out for HSSE observation submission and Life Saving Rule safety quiz. DuPont (STOP observation)	Nil	Done	Zaw/Tin/Thet
8	Is there implemented procedure on evaluation, selection and control of sub-contractor? Is the daily monitoring on labor and working condition conducted by contractor, especially, no child and forced labor will be employed by contractors?	Yes		Safe Working Procedure for Contractor Management and Contractor Requirement has been implemented.	Nil	Done	Zaw/Tin/Thet
9	Is there implemented HSE inspection program and documented?	Yes		Weekly management site-walk inspection conducted and documented accordingly.	Nil	Done	Zaw/Tin/Thet
10	Are equipment, electrical tools, machineries, lifting gears, and scaffold inspected by competent personnel?	Yes		Inspected by appointed inspector before task.	Nil	Done	Zaw/Tin/Thet
11	Are Method Statements, Risk Assessments & Safe Work Procedures complying with required work activities that will be potential harm to workforce?	Yes		PTW attached with MS and RA are required to be approved before tasks.	Nil	Done	Zaw/Tin/Thet
12	Is there any form of control on movement of hazardous substances such as chemicals? Any PPEs compliance on handling of such chemicals?	Yes		Hazardous substances are controlled by complying with safe handling and storage of chemical procedures. Workers are mandatory to comply with PPEs requirement as stated in SDS.	Nil	Done	Zaw/Tin/Thet
13	Are firefighting equipment's provided and inspected/tested regularly? Any damaged firefighting equipment replaced timely?	Yes		Inspecting monthly and damaged are replaced timely if any.	Nil	Done	Zaw/Tin/Thet
14	Pre-employment medical check and routine health screen conducted? Annual audiometric test conducted for the persons working under the organization?	Yes		Pre-employment medical check is carried out for all new hires. Annual audiometric was conducted in May 2025	Nil	Done	Zaw/Tin/Thet

Date/Time: 30 August 2025

Location: Plant area

Role of Individual Undertaking Monitoring: Tin Ko Ko (HSSE Officer), Thet Nyi Nyi Shwe (HSSE Officer), Zaw Moe Aung (HSSE Manager).

Sembcorp Myingyan Power Company Limited

ESMP Checklist for September 2025

Workers Occupational Health and Safety Control measure implementation & monitoring checklist (Operational Phase)

No.	Description	Yes	No	Details of Observation / Location	Corrective Action to be Taken	Action taken date	Verified by
1	Is the HSE policy authorized by company top management and communicated to the persons working under the control of organization?	Yes		QHSE policy has signed by company top management and displayed in all the HSSE notice boards, all meeting rooms and attached in SIC training as well.	Nil	Done	Zaw/Tin/Thet
2	Are personnel working under the organization comply with safe working practices to prevent from OHS risk associated to the activities. Are Permit-To-Work system implemented by the Plant such as Hot-work, working at height, lifting operation, Excavation and Confined space work, etc.?	Yes		Implemented Permit to work system.	Nil	Done	Zaw/Tin/Thet
3	Are trainings and consultation program for workers who involved in high risk activities conducted by the O&M and Contractors?	Yes		Workers are trained for safe work procedures. Risk assessment conducted for all work activities. Toolbox talk conducted prior to commencing work activity. Conduct Emergency response awareness according to SIC.	Nil	Done	Zaw/Tin/Thet
4	Are HSSE meetings conducted accordingly, such as Daily HSE and O&M meeting, Tool box meeting, HSSE Committee meeting, etc.?	Yes		Conducting daily HSE and O&M meeting. Conducting daily Permit to Work Meeting. Monthly HSSE Committee meeting in first week of September 2025.	Nil	Done	Zaw/Tin/Thet
5	Are all the near-miss, incidents, accidents, and occupational diseases, dangerous occurrence at the project activity area, plant and workers camp investigated and reported?	Yes		Nil	Nil	Done	Zaw/Tin/Thet
6	In-house rules are implemented and monitoring for the compliances.	Yes		12 life-saving rules are implemented and displayed at strategic locations. Stop Data Pro platform is used to report unsafe condition and unsafe act and to take corrective actions.	Nil	Done	Zaw/Tin/Thet

7	Is HSE promotional activities for workforce implemented by Plant Management?	Yes		Incentive awards giving out for HSSE observation submission and Life Saving Rule safety quiz. DuPont (STOP observation)	Nil	Done	Zaw/Tin/Thet
8	Is there implemented procedure on evaluation, selection and control of sub-contractor? Is the daily monitoring on labor and working condition conducted by contractor, especially, no child and forced labor will be employed by contractors?	Yes		Safe Working Procedure for Contractor Management and Contractor Requirement has been implemented.	Nil	Done	Zaw/Tin/Thet
9	Is there implemented HSE inspection program and documented?	Yes		Weekly management site-walk inspection conducted and documented accordingly.	Nil	Done	Zaw/Tin/Thet
10	Are equipment, electrical tools, machineries, lifting gears, and scaffold inspected by competent personnel?	Yes		Inspected by appointed inspector before task.	Nil	Done	Zaw/Tin/Thet
11	Are Method Statements, Risk Assessments & Safe Work Procedures complying with required work activities that will be potential harm to workforce?	Yes		PTW attached with MS and RA are required to be approved before tasks.	Nil	Done	Zaw/Tin/Thet
12	Is there any form of control on movement of hazardous substances such as chemicals? Any PPEs compliance on handling of such chemicals?	Yes		Hazardous substances are controlled by complying with safe handling and storage of chemical procedures. Workers are mandatory to comply with PPEs requirement as stated in SDS.	Nil	Done	Zaw/Tin/Thet
13	Are firefighting equipment's provided and inspected/tested regularly? Any damaged firefighting equipment replaced timely?	Yes		Inspecting monthly and damaged are replaced timely if any.	Nil	Done	Zaw/Tin/Thet
14	Pre-employment medical check and routine health screen conducted? Annual audiometric test conducted for the persons working under the organization?	Yes		Pre-employment medical check is carried out for all new hires. Annual audiometric was conducted in May 2025	Nil	Done	Zaw/Tin/Thet

Date/Time: 30 Sep 2025

Location: Plant area

Role of Individual Undertaking Monitoring: Tin Ko Ko (HSSE Officer), Thet Nyi Nyi Shwe (HSSE Officer), Zaw Moe Aung (HSSE Manager).

Sembcorp Myingyan Power Company Limited

ESMP Checklist for April 2025

Surface Water Management Monitoring Checklist Form (Operational Phase)

S/N	Description	Yes	No	Details of Observation	Action to be Taken	Action taken date	Verified by
1	Treated by oil/water separators before discharge to central monitoring basin (CMB)	Yes		Oil/Water separator is functioning according to design.	Nil	Done	Zaw/Tin/Thet
2	Implement adequate sanitary facilities for onsite personnel.	Yes		Provided sufficient facility.	Nil	Done	Zaw/Tin/Thet
3	Liquid effluents arising from operations will be treated to the applicable IFC guideline prior to discharge. The sewage from the entire plant area will be collected and treated in a sewage treatment plant (STP). No untreated sewage will be directly discharged into the Ayeyarwady River, or disposed of on land, for the duration of the project life cycle.	Yes		STP is available at site.	Nil	Done	Zaw/Tin/Thet
4	Wastewater collected from canteen kitchens, including that from basins, sinks and floor drains, should be discharged into sanitary sewers via grease traps. The sanitary sewer should then be treated prior to discharge or reuse as greywater.	Yes		All basins including pantry room are all routed to sewage treatment plant.	Nil	Done	Zaw/Tin/Thet
5	Conduct monitoring of wastewater discharge point at Ayeyarwady River (Seik Nyan Pumping Station) frequency of once every quarterly.	Yes		Quarterly Water Quality Monitoring has been conducted by 3 rd Party Lab. Will be conducted in June 2025 as per planned schedule.	Nil	Ongoing	Zaw/Tin/Thet
6	Implement discharge system shutdown in event that discharge temperature of effluent exceeds standard.	Yes		Discharge valve is controlled by automated system and will not be opened if the effluent exceeds standard.	Nil	Done	Zaw/Tin/Thet
7	Implement Awareness program to workforce? (i.e. ESMP Awareness Training to Staff)	Yes		ESMP Awareness Training to Staff is planned to conduct in October 2025.	Nil	Done	Zaw/Tin/Thet
8	Store and handle all hazardous substances in accordance with their SDS and readily accessible for reference.	Yes		SDS for all chemicals are displayed at local sites and stored as digital copies for reference.	Nil	Done	Zaw/Tin/Thet

Date / Time: 30 April 2025

Location: Operation area

Role of Individual Undertaking Monitoring: Tin Ko Ko (HSSE Officer), Thet Nyi Nyi Shwe (HSSE Officer) and Zaw Moe Aung (HSSE Manager)

Sembcorp Myingyan Power Company Limited

ESMP Checklist for May 2025

Surface Water Management Monitoring Checklist Form (Operational Phase)

S/N	Description	Yes	No	Details of Observation	Action to be Taken	Action taken date	Verified by
1	Treated by oil/water separators before discharge to central monitoring basin (CMB)	Yes		Oil/Water separator is functioning according to design.	Nil	Done	Zaw/Tin/Thet
2	Implement adequate sanitary facilities for onsite personnel.	Yes		Provided sufficient facility.	Nil	Done	Zaw/Tin/Thet
3	Liquid effluents arising from operations will be treated to the applicable IFC guideline prior to discharge. The sewage from the entire plant area will be collected and treated in a sewage treatment plant (STP). No untreated sewage will be directly discharged into the Ayeyarwady River, or disposed of on land, for the duration of the project life cycle.	Yes		STP is available at site.	Nil	Done	Zaw/Tin/Thet
4	Wastewater collected from canteen kitchens, including that from basins, sinks and floor drains, should be discharged into sanitary sewers via grease traps. The sanitary sewer should then be treated prior to discharge or reuse as greywater.	Yes		All basins including pantry room are all routed to sewage treatment plant.	Nil	Done	Zaw/Tin/Thet
5	Conduct monitoring of wastewater discharge point at Ayeyarwady River (Seik Nyan Pumping Station) frequency of once every quarterly.	Yes		Quarterly Water Quality Monitoring has been conducted by 3 rd Party Lab. Will be conducted in June 2025 as per planned schedule.	Nil	Ongoing	Zaw/Tin/Thet
6	Implement discharge system shutdown in event that discharge temperature of effluent exceeds standard.	Yes		Discharge valve is controlled by automated system and will not be opened if the effluent exceeds standard.	Nil	Done	Zaw/Tin/Thet
7	Implement Awareness program to workforce? (i.e. ESMP Awareness Training to Staff)	Yes		ESMP Awareness Training to Staff is planned to conduct in October 2025.	Nil	Done	Zaw/Tin/Thet
8	Store and handle all hazardous substances in accordance with their SDS and readily accessible for reference.	Yes		SDS for all chemicals are displayed at local sites and stored as digital copies for reference.	Nil	Done	Zaw/Tin/Thet

Date / Time: 30 May 2025

Location: Operation area

Role of Individual Undertaking Monitoring: Tin Ko Ko (HSSE Officer), Thet Nyi Nyi Shwe (HSSE Officer) and Zaw Moe Aung (HSSE Manager)

Semcorp Myingyan Power Company Limited

ESMP Checklist for June 2025

Surface Water Management Monitoring Checklist Form (Operational Phase)

S/N	Description	Yes	No	Details of Observation	Action to be Taken	Action taken date	Verified by
1	Treated by oil/water separators before discharge to central monitoring basin (CMB)	Yes		Oil/Water separator is functioning according to design.	Nil	Done	Zaw/Tin/Thet
2	Implement adequate sanitary facilities for onsite personnel.	Yes		Provided sufficient facility.	Nil	Done	Zaw/Tin/Thet
3	Liquid effluents arising from operations will be treated to the applicable IFC guideline prior to discharge. The sewage from the entire plant area will be collected and treated in a sewage treatment plant (STP). No untreated sewage will be directly discharged into the Ayeyarwady River, or disposed of on land, for the duration of the project life cycle.	Yes		STP is available at site.	Nil	Done	Zaw/Tin/Thet
4	Wastewater collected from canteen kitchens, including that from basins, sinks and floor drains, should be discharged into sanitary sewers via grease traps. The sanitary sewer should then be treated prior to discharge or reuse as greywater.	Yes		All basins including pantry room are all routed to sewage treatment plant.	Nil	Done	Zaw/Tin/Thet
5	Conduct monitoring of wastewater discharge point at Ayeyarwady River (Seik Nyan Pumping Station) frequency of once every quarterly.	Yes		Quarterly Water Quality Monitoring has been conducted by 3 rd Party Lab in June. Will be conducted in September 2025 as per planned schedule.	Nil	Ongoing	Zaw/Tin/Thet
6	Implement discharge system shutdown in event that discharge temperature of effluent exceeds standard.	Yes		Discharge valve is controlled by automated system and will not be opened if the effluent exceeds standard.	Nil	Done	Zaw/Tin/Thet
7	Implement Awareness program to workforce? (i.e. ESMP Awareness Training to Staff)	Yes		ESMP Awareness Training to Staff is planned to conduct in October 2025.	Nil	Done	Zaw/Tin/Thet
8	Store and handle all hazardous substances in accordance with their SDS and readily accessible for reference.	Yes		SDS for all chemicals are displayed at local sites and stored as digital copies for reference.	Nil	Done	Zaw/Tin/Thet

Date / Time: 30 June 2025

Location: Operation area

Role of Individual Undertaking Monitoring: Tin Ko Ko (HSSE Officer), Thet Nyi Nyi Shwe (HSSE Officer) and Zaw Moe Aung (HSSE Manager)

Semcorp Myingyan Power Company Limited

ESMP Checklist for July 2025

Surface Water Management Monitoring Checklist Form (Operational Phase)

S/N	Description	Yes	No	Details of Observation	Action to be Taken	Action taken date	Verified by
1	Treated by oil/water separators before discharge to central monitoring basin (CMB)	Yes		Oil/Water separator is functioning according to design.	Nil	Done	Zaw/Tin/Thet
2	Implement adequate sanitary facilities for onsite personnel.	Yes		Provided sufficient facility.	Nil	Done	Zaw/Tin/Thet
3	Liquid effluents arising from operations will be treated to the applicable IFC guideline prior to discharge. The sewage from the entire plant area will be collected and treated in a sewage treatment plant (STP). No untreated sewage will be directly discharged into the Ayeyarwady River, or disposed of on land, for the duration of the project life cycle.	Yes		STP is available at site.	Nil	Done	Zaw/Tin/Thet
4	Wastewater collected from canteen kitchens, including that from basins, sinks and floor drains, should be discharged into sanitary sewers via grease traps. The sanitary sewer should then be treated prior to discharge or reuse as greywater.	Yes		All basins including pantry room are all routed to sewage treatment plant.	Nil	Done	Zaw/Tin/Thet
5	Conduct monitoring of wastewater discharge point at Ayeyarwady River (Seik Nyan Pumping Station) frequency of once every quarterly.	Yes		Quarterly Water Quality Monitoring was conducted by 3 rd Party Lab in June. Will be conducted in September 2025 as per planned schedule.	Nil	Ongoing	Zaw/Tin/Thet
6	Implement discharge system shutdown in event that discharge temperature of effluent exceeds standard.	Yes		Discharge valve is controlled by automated system and will not be opened if the effluent exceeds standard.	Nil	Done	Zaw/Tin/Thet
7	Implement Awareness program to workforce? (i.e. ESMP Awareness Training to Staff)	Yes		ESMP Awareness Training to Staff is planned to conduct in October 2025.	Nil	Done	Zaw/Tin/Thet
8	Store and handle all hazardous substances in accordance with their SDS and readily accessible for reference.	Yes		SDS for all chemicals are displayed at local sites and stored as digital copies for reference.	Nil	Done	Zaw/Tin/Thet

Date / Time: 31 July 2025

Location: Operation area

Role of Individual Undertaking Monitoring: Tin Ko Ko (HSSE Officer), Thet Nyi Nyi Shwe (HSSE Officer) and Zaw Moe Aung (HSSE Manager)

Semcorp Myingyan Power Company Limited

ESMP Checklist for August 2025

Surface Water Management Monitoring Checklist Form (Operational Phase)

S/N	Description	Yes	No	Details of Observation	Action to be Taken	Action taken date	Verified by
1	Treated by oil/water separators before discharge to central monitoring basin (CMB)	Yes		Oil/Water separator is functioning according to design.	Nil	Done	Zaw/Tin/Thet
2	Implement adequate sanitary facilities for onsite personnel.	Yes		Provided sufficient facility.	Nil	Done	Zaw/Tin/Thet
3	Liquid effluents arising from operations will be treated to the applicable IFC guideline prior to discharge. The sewage from the entire plant area will be collected and treated in a sewage treatment plant (STP). No untreated sewage will be directly discharged into the Ayeyarwady River, or disposed of on land, for the duration of the project life cycle.	Yes		STP is available at site.	Nil	Done	Zaw/Tin/Thet
4	Wastewater collected from canteen kitchens, including that from basins, sinks and floor drains, should be discharged into sanitary sewers via grease traps. The sanitary sewer should then be treated prior to discharge or reuse as greywater.	Yes		All basins including pantry room are all routed to sewage treatment plant.	Nil	Done	Zaw/Tin/Thet
5	Conduct monitoring of wastewater discharge point at Ayeyarwady River (Seik Nyan Pumping Station) frequency of once every quarterly.	Yes		Quarterly Water Quality Monitoring was conducted by 3 rd Party Lab in June. Will be conducted in September 2025 as per planned schedule.	Nil	Ongoing	Zaw/Tin/Thet
6	Implement discharge system shutdown in event that discharge temperature of effluent exceeds standard.	Yes		Discharge valve is controlled by automated system and will not be opened if the effluent exceeds standard.	Nil	Done	Zaw/Tin/Thet
7	Implement Awareness program to workforce? (i.e. ESMP Awareness Training to Staff)	Yes		ESMP Awareness Training to Staff is planned to conduct in October 2025.	Nil	Done	Zaw/Tin/Thet
8	Store and handle all hazardous substances in accordance with their SDS and readily accessible for reference.	Yes		SDS for all chemicals are displayed at local sites and stored as digital copies for reference.	Nil	Done	Zaw/Tin/Thet

Date / Time: 30 August 2025

Location: Operation area

Role of Individual Undertaking Monitoring: Tin Ko Ko (HSSE Officer), Thet Nyi Nyi Shwe (HSSE Officer) and Zaw Moe Aung (HSSE Manager)

Semcorp Myingyan Power Company Limited

ESMP Checklist for September 2025

Surface Water Management Monitoring Checklist Form (Operational Phase)

S/N	Description	Yes	No	Details of Observation	Action to be Taken	Action taken date	Verified by
1	Treated by oil/water separators before discharge to central monitoring basin (CMB)	Yes		Oil/Water separator is functioning according to design.	Nil	Done	Zaw/Tin/Thet
2	Implement adequate sanitary facilities for onsite personnel.	Yes		Provided sufficient facility.	Nil	Done	Zaw/Tin/Thet
3	Liquid effluents arising from operations will be treated to the applicable IFC guideline prior to discharge. The sewage from the entire plant area will be collected and treated in a sewage treatment plant (STP). No untreated sewage will be directly discharged into the Ayeyarwady River, or disposed of on land, for the duration of the project life cycle.	Yes		STP is available at site.	Nil	Done	Zaw/Tin/Thet
4	Wastewater collected from canteen kitchens, including that from basins, sinks and floor drains, should be discharged into sanitary sewers via grease traps. The sanitary sewer should then be treated prior to discharge or reuse as greywater.	Yes		All basins including pantry room are all routed to sewage treatment plant.	Nil	Done	Zaw/Tin/Thet
5	Conduct monitoring of wastewater discharge point at Ayeyarwady River (Seik Nyan Pumping Station) frequency of once every quarterly.	Yes		Quarterly Water Quality Monitoring was conducted by 3 rd Party Lab in September. Will be conducted in December 2025 as per planned schedule.	Nil	Ongoing	Zaw/Tin/Thet
6	Implement discharge system shutdown in event that discharge temperature of effluent exceeds standard.	Yes		Discharge valve is controlled by automated system and will not be opened if the effluent exceeds standard.	Nil	Done	Zaw/Tin/Thet
7	Implement Awareness program to workforce? (i.e. ESMP Awareness Training to Staff)	Yes		ESMP Awareness Training to Staff is planned to conduct in October 2025.	Nil	Done	Zaw/Tin/Thet
8	Store and handle all hazardous substances in accordance with their SDS and readily accessible for reference.	Yes		SDS for all chemicals are displayed at local sites and stored as digital copies for reference.	Nil	Done	Zaw/Tin/Thet

Date / Time: 30 September 2025

Location: Operation area

Role of Individual Undertaking Monitoring: Tin Ko Ko (HSSE Officer), Thet Nyi Nyi Shwe (HSSE Officer) and Zaw Moe Aung (HSSE Manager)

Sembcorp Myingyan Power Company Limited

ESMP Checklist for April 2025

Waste (Hazardous and Non-Hazardous) Management Monitoring Checklist Form (Operational Phase)

S/No	Description	Yes	No	Details of Observation / Location	Action to be Taken	Action Taken date	Verified by
1	What kinds of waste are generated are identified (by waste category)?	Yes		Hazardous and non-hazardous wastes are generated and segregated.	Nil	Done	Zaw/Tin/Thet
2	Are waste data records managed in accordance with the requirements?	Yes		Waste disposal data are recorded.	Nil	Done	Zaw/Tin/Thet
3	Is the waste stored in a way that does not adversely affect human health and the environment?	Yes		Stored in accordance with Hazardous and non-hazardous waste management procedure.	Nil	Done	Zaw/Tin/Thet
4	Is the waste storage site in accordance with environmental requirements?	Yes		Stored in covered waste bin and designated storage area.	Nil	Done	Zaw/Tin/Thet
5	Are hazardous wastes stored in accordance with the requirements?	Yes		Stored in designated area in accordance with Hazardous and non-hazardous waste management procedure.	Nil	Done	Zaw/Tin/Thet
6	Is the packaging Junked/labelled with information on the origin of materials used?	Yes		Wastes containers are Junked/labelled with information of the origin of materials used.	Nil	Done	Zaw/Tin/Thet
7	Are waste clean-up measures being undertaken on regular basis?	Yes		Regular mass housekeeping conducted on every Friday. Cleaners are assigned at locations and undertaking proper clean-up of wastes with the schedule planned.	Nil	Done	Zaw/Tin/Thet
8	Are workers being trained on the requirements mentioned in this plan in accordance with the Workers Training Plan?	Yes		ESMP Training will be conducted to all staffs in October 2025.	Nil	Ongoing	Zaw/Tin/Thet

Date / Time: 30 April 2025

Location: Operation area

Role of Individual Undertaking Monitoring: HSSE and Operation Team

Sembcorp Myingyan Power Company Limited

ESMP Checklist for May 2025

Waste (Hazardous and Non-Hazardous) Management Monitoring Checklist Form (Operational Phase)

S/No	Description	Yes	No	Details of Observation / Location	Action to be Taken	Action Taken date	Verified by
1	What kinds of waste are generated are identified (by waste category)?	Yes		Hazardous and non-hazardous wastes are generated and segregated.	Nil	Done	Zaw/Tin/Thet
2	Are waste data records managed in accordance with the requirements?	Yes		Waste disposal data are recorded.	Nil	Done	Zaw/Tin/Thet
3	Is the waste stored in a way that does not adversely affect human health and the environment?	Yes		Stored in accordance with Hazardous and non-hazardous waste management procedure.	Nil	Done	Zaw/Tin/Thet
4	Is the waste storage site in accordance with environmental requirements?	Yes		Stored in covered waste bin and designated storage area.	Nil	Done	Zaw/Tin/Thet
5	Are hazardous wastes stored in accordance with the requirements?	Yes		Stored in designated area in accordance with Hazardous and non-hazardous waste management procedure.	Nil	Done	Zaw/Tin/Thet
6	Is the packaging Junked/labelled with information on the origin of materials used?	Yes		Wastes containers are Junked/labelled with information of the origin of materials used.	Nil	Done	Zaw/Tin/Thet
7	Are waste clean-up measures being undertaken on regular basis?	Yes		Regular mass housekeeping conducted on every Friday. Cleaners are assigned at locations and undertaking proper clean-up of wastes with the schedule planned.	Nil	Done	Zaw/Tin/Thet
8	Are workers being trained on the requirements mentioned in this plan in accordance with the Workers Training Plan?	Yes		ESMP Training will be conducted to all staffs in October 2025.	Nil	Ongoing	Zaw/Tin/Thet

Date / Time: 30 May 2025

Location: Operation area

Role of Individual Undertaking Monitoring: HSSE and Operation Team

Sembcorp Myingyan Power Company Limited

ESMP Checklist for June 2025

Waste (Hazardous and Non-Hazardous) Management Monitoring Checklist Form (Operational Phase)

S/No	Description	Yes	No	Details of Observation / Location	Action to be Taken	Action Taken date	Verified by
1	What kinds of waste are generated are identified (by waste category)?	Yes		Hazardous and non-hazardous wastes are generated and segregated.	Nil	Done	Zaw/Tin/Thet
2	Are waste data records managed in accordance with the requirements?	Yes		Waste disposal data are recorded.	Nil	Done	Zaw/Tin/Thet
3	Is the waste stored in a way that does not adversely affect human health and the environment?	Yes		Stored in accordance with Hazardous and non-hazardous waste management procedure.	Nil	Done	Zaw/Tin/Thet
4	Is the waste storage site in accordance with environmental requirements?	Yes		Stored in covered waste bin and designated storage area.	Nil	Done	Zaw/Tin/Thet
5	Are hazardous wastes stored in accordance with the requirements?	Yes		Stored in designated area in accordance with Hazardous and non-hazardous waste management procedure.	Nil	Done	Zaw/Tin/Thet
6	Is the packaging Junked/labelled with information on the origin of materials used?	Yes		Wastes containers are Junked/labelled with information of the origin of materials used.	Nil	Done	Zaw/Tin/Thet
7	Are waste clean-up measures being undertaken on regular basis?	Yes		Regular mass housekeeping conducted on every Friday. Cleaners are assigned at locations and undertaking proper clean-up of wastes with the schedule planned.	Nil	Done	Zaw/Tin/Thet
8	Are workers being trained on the requirements mentioned in this plan in accordance with the Workers Training Plan?	Yes		ESMP Training will be conducted to all staffs in October 2025.	Nil	Ongoing	Zaw/Tin/Thet

Date / Time: 30 June 2025

Location: Operation area

Role of Individual Undertaking Monitoring: HSSE and Operation Team

Sembcorp Myingyan Power Company Limited

ESMP Checklist for July 2025

Waste (Hazardous and Non-Hazardous) Management Monitoring Checklist Form (Operational Phase)

S/No	Description	Yes	No	Details of Observation / Location	Action to be Taken	Action Taken date	Verified by
1	What kinds of waste are generated are identified (by waste category)?	Yes		Hazardous and non-hazardous wastes are generated and segregated.	Nil	Done	Zaw/Tin/Thet
2	Are waste data records managed in accordance with the requirements?	Yes		Waste disposal data are recorded.	Nil	Done	Zaw/Tin/Thet
3	Is the waste stored in a way that does not adversely affect human health and the environment?	Yes		Stored in accordance with Hazardous and non-hazardous waste management procedure.	Nil	Done	Zaw/Tin/Thet
4	Is the waste storage site in accordance with environmental requirements?	Yes		Stored in covered waste bin and designated storage area.	Nil	Done	Zaw/Tin/Thet
5	Are hazardous wastes stored in accordance with the requirements?	Yes		Stored in designated area in accordance with Hazardous and non-hazardous waste management procedure.	Nil	Done	Zaw/Tin/Thet
6	Is the packaging Junked/labelled with information on the origin of materials used?	Yes		Wastes containers are Junked/labelled with information of the origin of materials used.	Nil	Done	Zaw/Tin/Thet
7	Are waste clean-up measures being undertaken on regular basis?	Yes		Regular mass housekeeping conducted on every Friday. Cleaners are assigned at locations and undertaking proper clean-up of wastes with the schedule planned.	Nil	Done	Zaw/Tin/Thet
8	Are workers being trained on the requirements mentioned in this plan in accordance with the Workers Training Plan?	Yes		ESMP Training will be conducted to all staffs in October 2025.	Nil	Ongoing	Zaw/Tin/Thet

Date / Time: 31 July 2025

Location: Operation area

Role of Individual Undertaking Monitoring: HSSE and Operation Team

Sembcorp Myingyan Power Company Limited

ESMP Checklist for August 2025

Waste (Hazardous and Non-Hazardous) Management Monitoring Checklist Form (Operational Phase)

S/No	Description	Yes	No	Details of Observation / Location	Action to be Taken	Action Taken date	Verified by
1	What kinds of waste are generated are identified (by waste category)?	Yes		Hazardous and non-hazardous wastes are generated and segregated.	Nil	Done	Zaw/Tin/Thet
2	Are waste data records managed in accordance with the requirements?	Yes		Waste disposal data are recorded.	Nil	Done	Zaw/Tin/Thet
3	Is the waste stored in a way that does not adversely affect human health and the environment?	Yes		Stored in accordance with Hazardous and non-hazardous waste management procedure.	Nil	Done	Zaw/Tin/Thet
4	Is the waste storage site in accordance with environmental requirements?	Yes		Stored in covered waste bin and designated storage area.	Nil	Done	Zaw/Tin/Thet
5	Are hazardous wastes stored in accordance with the requirements?	Yes		Stored in designated area in accordance with Hazardous and non-hazardous waste management procedure.	Nil	Done	Zaw/Tin/Thet
6	Is the packaging Junked/labelled with information on the origin of materials used?	Yes		Wastes containers are Junked/labelled with information of the origin of materials used.	Nil	Done	Zaw/Tin/Thet
7	Are waste clean-up measures being undertaken on regular basis?	Yes		Regular mass housekeeping conducted on every Friday. Cleaners are assigned at locations and undertaking proper clean-up of wastes with the schedule planned.	Nil	Done	Zaw/Tin/Thet
8	Are workers being trained on the requirements mentioned in this plan in accordance with the Workers Training Plan?	Yes		ESMP Training will be conducted to all staffs in October 2025.	Nil	Ongoing	Zaw/Tin/Thet

Date / Time: 30 August 2025

Location: Operation area

Role of Individual Undertaking Monitoring: HSSE and Operation Team

Sembcorp Myingyan Power Company Limited

ESMP Checklist for September 2025

Waste (Hazardous and Non-Hazardous) Management Monitoring Checklist Form (Operational Phase)

S/No	Description	Yes	No	Details of Observation / Location	Action to be Taken	Action Taken date	Verified by
1	What kinds of waste are generated are identified (by waste category)?	Yes		Hazardous and non-hazardous wastes are generated and segregated.	Nil	Done	Zaw/Tin/Thet
2	Are waste data records managed in accordance with the requirements?	Yes		Waste disposal data are recorded.	Nil	Done	Zaw/Tin/Thet
3	Is the waste stored in a way that does not adversely affect human health and the environment?	Yes		Stored in accordance with Hazardous and non-hazardous waste management procedure.	Nil	Done	Zaw/Tin/Thet
4	Is the waste storage site in accordance with environmental requirements?	Yes		Stored in covered waste bin and designated storage area.	Nil	Done	Zaw/Tin/Thet
5	Are hazardous wastes stored in accordance with the requirements?	Yes		Stored in designated area in accordance with Hazardous and non-hazardous waste management procedure.	Nil	Done	Zaw/Tin/Thet
6	Is the packaging Junked/labelled with information on the origin of materials used?	Yes		Wastes containers are Junked/labelled with information of the origin of materials used.	Nil	Done	Zaw/Tin/Thet
7	Are waste clean-up measures being undertaken on regular basis?	Yes		Regular mass housekeeping conducted on every Friday. Cleaners are assigned at locations and undertaking proper clean-up of wastes with the schedule planned.	Nil	Done	Zaw/Tin/Thet
8	Are workers being trained on the requirements mentioned in this plan in accordance with the Workers Training Plan?	Yes		ESMP Training will be conducted to all staffs in October 2025.	Nil	Ongoing	Zaw/Tin/Thet

Date / Time: 30 September 2025

Location: Operation area

Role of Individual Undertaking Monitoring: HSSE and Operation Team